

VITA AKZENT® Plus

Quick-Start Guide – GLAZE/GLAZE LT



CTE-independent glaze and ceramic stains
for finishing, coloring and glazing.

VITA – perfect match.

VITA

> Facts & Features

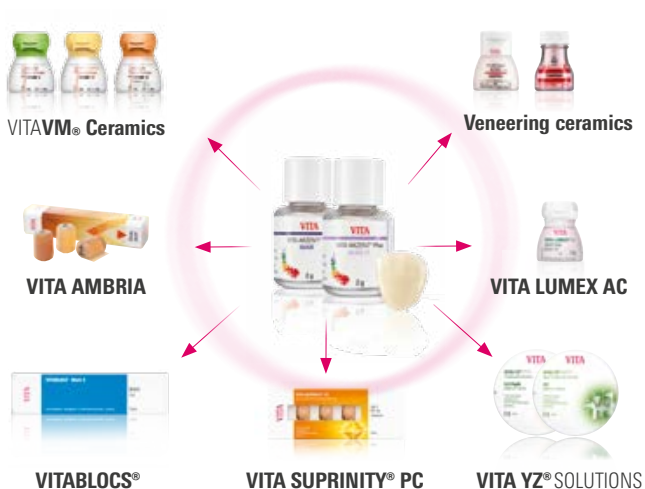
VITA AKZENT Plus stains and glaze materials are:

- CTE-independent ceramic stains
- for finishing, coloring and glazing
- for sealing the ceramic surface

With VITA AKZENT Plus you will benefit from:

- simple adaptation of chroma in the corresponding shade groups
- very good processing characteristics, such as easy application
- highly esthetic results through surface staining

SYSTEM COMPONENTS



> 1. VITA AKZENT® Plus – GLAZE/GLAZE LT

Use of GLAZE/GLAZE LT



1



2

Processing information:

Application of GLAZE

- The powder is mixed with POWDER FLUID to obtain a creamy consistency
- Spread the glaze material across the entire restoration surface with a brush
- Place the crown to be glazed on the firing tray
- Place the restoration on the firing tray in the center of the furnace and use a suitable firing program (depending on the underlying material) for firing

Recommended firing

| | Predry. °C | min. | ↗ min. | ↗ °C/min. | Temp. approx. °C | min. | VAC min. | ↘ °C |
|----------------------------------|---------------|------|-----------|--------------|---------------------|------|-------------|---------|
| VITA SUPRINITY PC | 400 | 4:00 | 5:00 | 80 | 800 | 1:00 | - | - |
| VITABLOCS | 500 | 4:00 | 5:15 | 80 | 920 | 1:00 | - | - |
| VITA YZ SOLUTIONS | 500 | 4:00 | 5:37 | 80 | 950 | 1:00 | - | - |
| VITA YZ GLAZE LT | 400 | 4:00 | 5:37 | 80 | 850 | 1:00 | - | - |
| VITA VM 9 | 500 | 4:00 | 5:00 | 80 | 900 | 1:00 | - | 600* |
| VITA VM 11 | 400 | 4:00 | 5:00 | 80 | 800 | 1:00 | - | - |
| VITA VM 13 | 500 | 4:00 | 4:45 | 80 | 880 | 1:00 | - | - |
| VITA VMK Master | 500 | 4:00 | 5:15 | 80 | 920 | 1:00 | - | - |
| VITA LUMEX AC GLAZE LZ | 400 | 6:00 | 7:00 | 50 | 750 | 1:00 | - | - |
| VITA AMBRIA GLAZE LT | 400 | 6:00 | 4:22 | 80 | 750 | 1:00 | - | 500* |
| VITA AKZENT Plus GLAZE LT Powder | 400 | 4:00 | 7:00 | 50 | 750 | 1:00 | - | 500* |

When firing other materials, the following rule applies:

For firing temperatures ≤ 850 °C, we recommend using GLAZE LT; for > 850 °C, all glaze materials may be used.

>2. Product portfolio

EFFECT STAINS

- highly chromatic and opaque stains
- to reproduce individual shades and to adapt the shade to the characteristics of a natural shade
- when applied thickly, they cover the underlying base shade completely

BODY STAINS

- translucent finishing materials that have the effect of a thin color filter on the base material
- color changes and color shifts towards reddish, yellowish, orange, brownish or grey-greenish

CHROMA STAINS

- glazing stains for modifying the chromaticity of the base material within a shade group

GLAZE

- glaze material for a brilliant, glasslike, homogeneous and dense surface after firing

GLAZE LT

- LT = Low Temperature: low-melting glaze material for ceramic materials with firing temperatures below 800 °C

FINISHING AGENT

- for a natural surface texture with a matte finish

FLUOGLAZE LT SPRAY

- for natural fluorescence and glaze in one step

> 3. Available shades

VITA AKZENT Plus

EFFECT STAINS





| | | | | | | | | |
|------|---|-----------------|------|---|----------|------|---|-----------|
| ES01 |  | white | ES06 |  | russet | ES11 |  | blue |
| ES02 |  | cream | ES07 |  | khaki | ES12 |  | grey-blue |
| ES03 |  | lemon-yellow | ES08 |  | pink | ES13 |  | grey |
| ES04 |  | sunshine yellow | ES09 |  | dark red | ES14 |  | black |
| ES05 |  | orange | ES10 |  | lilac | | | |

BODY STAINS





| | | |
|------|---|--------------|
| BS01 |  | yellow |
| BS02 |  | yellow-brown |
| BS03 |  | orange |
| BS04 |  | olive-grey |
| BS05 |  | grey-brown |

CHROMA STAINS

VITA classical A1–D4

| | | |
|-----|---|-------------------|
| CSA |  | Reddish-brownish |
| CSB |  | Reddish-yellowish |
| CSC |  | grayish |
| CSD |  | grayish-reddish |

VITA SYSTEM 3D-MASTER

| | | |
|------|---|----------------|
| CSL |  | yellowish |
| CSM2 |  | yellow-reddish |
| CSM3 |  | yellow-red |
| CSR |  | reddish |
| CSIO |  | orange |

GLAZE

- GLAZE
- GLAZE LT
- FINISHING AGENT
- FLUOGLAZE LT

> Hotline and support



We are happy to help

▶ Technical Hotline

If you have any technical questions regarding VITA product solutions, please contact the Technical Service team.

Phone +49 (0) 7761 / 56 22 22

Fax +49 (0) 7761 / 56 24 46

8 am to 5 pm CET

e-mail info@vita-zahnfabrik.com

**Additional international contact information can be found at
www.vita-zahnfabrik.com/contacts**

▶ Online support

Questions about processing and product solutions? You can find competent answers online in the form of FAQs, videos and electronic tutorials.

More detailed information can also be found in the comprehensive VITA AKZENT Plus Working Instructions.

www.vita-zahnfabrik.com

www.facebook.com/vita.zahnfabrik

CE 0124

MD



VITA Zahnfabrik H. Rauter GmbH & Co.KG
Spitalgasse 3 · 79713 Bad Säckingen · Germany
Tel. +49(0)7761/562-0 · Fax +49(0)7761/562-299

Hotline: Tel. +49(0)7761/562-222 · Fax +49(0)7761/562-446
www.vita-zahnfabrik.com · info@vita-zahnfabrik.com

10551E_0624_V02