

The following SSCP (Summary of Safety and Clinical Performance) is applicable to the following product(s):

VITA ENAMIC® IS HT, VITA ENAMIC® IS T

### Table of content

Identification of the device .....	2
Indications, Intended Purpose and Target populations.....	2
Device description .....	4
a) Description of the medical device(s).....	4
b) Previous generations of the medical device(s) .....	4
c) Accessories / other products which are intended to be used with the medical device(s) .....	4
Possible therapeutic or diagnostic alternatives.....	6
Reference to harmonized standards and CS applied .....	7
Summary of clinical data.....	9
a) Clinical studies of the medical device(s).....	9
b) Clinical evaluation.....	9
c) Post market clinical follow-up .....	9
d) Conclusion of clinical performance and safety of the medical device(s).....	10
Suggested profile and training of users .....	11
Information on residual risks, undesirable effects and warnings and precautions ....	11
a) Residual Risks.....	11
b) Undesirable effects.....	11
c) Warnings and precautions.....	11

### Revision History

Version	Changes
001	Initial version







### Identification of the device



Device trade name	VITA ENAMIC® IS HT, VITA ENAMIC® IS T
Manufacturer	VITA Zahnfabrik H. Rauter GmbH & Co. KG Spitalgasse 3 D-79713 Bad Säckingen
Manufacturers SRN	DE-MF-000005906
BASIC-UDI-DI	++J017CC4Q4
Medical device nomenclature (EMDN)	Q010699 - MATERIALS FOR THE PREPARATION OF CUSTOM-MADE DENTAL DEVICES – OTHER
Class of device	Ila
Year of first CE certificate	2015
Notified Body including identification no.	DEKRA Certification GmbH, identification no.: 0124

### Indications, Intended Purpose and Target populations

Intended purpose	VITA ENAMIC products are ceramic materials for dental treatments.
Indication	VITA ENAMIC IMPLANT SOLUTIONS is indicated for the fabrication of mesostructures and abutment crowns on titanium bases.*

	<table border="1" style="width: 100%; border-collapse: collapse;"> <thead> <tr> <th colspan="2" style="text-align: center; padding: 5px;">Indication: VITA ENAMIC IMPLANT SOLUTIONS</th> </tr> </thead> <tbody> <tr> <td style="width: 50%; padding: 5px; vertical-align: top;">Anterior and posterior tooth Mesostructure</td> <td style="width: 50%; padding: 5px; text-align: center;">  </td> </tr> <tr> <td style="padding: 5px; vertical-align: top;">Anterior and posterior tooth Abutment crown</td> <td style="padding: 5px; text-align: center;">  </td> </tr> </tbody> </table> <p><i>*Requirements for this indication:</i></p> <ul style="list-style-type: none"> <li>• <i>an appropriate titanium base geometry (diameter, high) for a reliable adhesive bonding;</i></li> <li>• <i>general Compliance with the requirements of all-ceramic restorations as the avoidance of sharp margins and edges</i></li> <li>• <i>and cervical support of the abutment crown on the titanium base by a chamfer of rectangular should with a rounded inner angle and minimum width of 0.4 mm.</i></li> </ul>	Indication: VITA ENAMIC IMPLANT SOLUTIONS		Anterior and posterior tooth Mesostructure		Anterior and posterior tooth Abutment crown	
Indication: VITA ENAMIC IMPLANT SOLUTIONS							
Anterior and posterior tooth Mesostructure							
Anterior and posterior tooth Abutment crown							
Contraindication	<ul style="list-style-type: none"> <li>• Monolithic abutment bridges</li> <li>• Superstructures with a highly asymmetric design and elongated extensions</li> <li>• Temporary seating of a VITA ENAMIC crown on the VITA ENAMIC mesostructured</li> <li>• Free-end restorations</li> <li>• Parafunctions (e.g. bruxism)</li> </ul>						
Intended user	Dental technician, Dentist, Professional User, Rx only						

### Device description

#### a) Description of the medical device(s)

VITA ENAMIC® is a CAD/CAM block or disc for single tooth restorations made of a hybrid dental ceramic. In VITA ENAMIC, the dominant ceramic network structure and the reinforcing polymer network structure are merged fully with one another.

Thanks to this dual ceramic-polymer network, the new composite incorporates the benefits of ceramic and composite materials in one product.

ENAMIC® IS are blocs for final Meso-Structures (abutment) und Abutment Crowns on a defined titanium base.

#### b) Previous generations of the medical device(s)

VITA ENAMIC was the world's first hybrid ceramic of its kind and has no predecessors.

#### c) Accessories / other products which are intended to be used with the medical device(s)

*The following products can, but do not have to be used with the product. For a detailed description of how to use the products in combination, please refer to the product's instructions for use.*

Name of accessory (manufacturer)	Short description
VITA ENAMIC Polishing Sets	Specially developed set for time-saving and efficient polishing of VITA ENAMIC restorations. Includes all instruments for two-stage, well-coordinated polishing.
VITA VM LC	Material for shade individualization (layering technique) of VITA ENAMIC restorations, particularly in the transparent area of anterior restorations or in the vestibular area of posterior restorations.
VITA ENAMIC STAINS KIT	Specially developed assortment for characterizing (staining technique) the shade of restorations made of VITA ENAMIC. Contains six light curing stains, sealing varnish and accessories.
VITA ADIVA CERA-ETCH	Adhesive bonding of ENAMIC restorations: Extraorally only (!): etching with a 5% hydrofluoric acid gel such as VITA ADIVA CERA-ETCH

VITA ADIVA TOOTH-ETCH	Adhesive bonding of ENAMIC restorations: Starting from the enamel margins, etch the tooth substance with VITA ADIVA TOOTH-ETCH (phosphoric acid gel, 37 %) for 20 sec. Spray clean for 20 sec. and dry for 20 sec.
VITA ADIVA T-BOND	Adhesive bonding of ENAMIC restorations: Apply bonding system to the tooth substance (e.g. VITA ADIVA T-BOND).
VITA ADIVA C-PRIME	Adhesive bonding of ENAMIC restorations: After drying, the etched surfaces have a whitish opaque appearance. Apply silane (e.g. VITA ADIVA C-PRIME) to the etched surfaces. Allow to evaporate completely.

### Possible therapeutic or diagnostic alternatives

Diagnostic/therapeutic alternative with conditions of use	Possible benefit/advantage and possible risks/disadvantages as far as known
<p>Analogous restorations made of zirconium dioxide-reinforced lithium silicate, lithium silicate, zirconium dioxide, composite, gold casting or non-precious metal alloys can serve as therapeutic alternatives for restorations with VITA ENAMIC IS.</p>	<p>Risks of these therapeutic alternatives could be allergic reactions to the NEM - or gold alloy. Allergy to the adhesive cementation (or the residual monomer content present in it) may occur in restorations made of hybrid ceramics, composite, or feldspar ceramics, where this type of cementation is necessary.</p> <p>Gold, non-precious metal, zirconium dioxide can be conventionally cemented. Lithium disilicate and zirconium dioxide-reinforced lithium silicate can also be cemented, although adhesive cementation is recommended here for stability reasons.</p> <p>With conventional zinc phosphate cement, chemical noxae from phosphoric acid can cause pulp damage and the roughness of the cement can lead to local gingivitis due to increased plaque accumulation.</p> <p>Due to its acid components, conventional glass ionomer cement should not be used in the immediate vicinity of the pulp or the pulp should be covered in advance to protect it.</p>

### Reference to harmonized standards and CS applied

Common specifications are not used for the product VITA ENAMIC IS. The following standards are applied for these products at VITA:

- *DIN EN 1641 10:2009 Dentistry – Medical devices for dentistry – Materials;*
- *DIN EN 22248 02:1993 Packaging Complete filled transport packages, Vertical impact test by dropping*
- *DIN EN 62366 08:2021 Medical devices - Application 01 usability engineering to medical devices*
- *DIN EN ISO 10993-1 05:2021 Biological evaluation of medical devices – Part 1: Evaluation and testing within a risk management system*
- *DIN EN ISO 10993-10 10: 2014 Biological evaluation of medical devices – Part 10: Tests for irritation and skin sensitization*
- *DIN EN ISO 10993-11 09:2018 Biological evaluation of medical devices – Part 11: Tests for systemic toxicity*
- *DIN EN ISO 10993-12 08:2021 Biological evaluation of medical devices – Part 12: Sample preparation and reference materials*
- *DIN EN ISO 10993-13 11:2010 Biological evaluation of medical devices – Part 13: Identification and quantification of degradation products from polymeric medical devices*
- *DIN EN ISO 10993-14 08:2009 Biological evaluation of medical devices Part 14: Identification and quantification of degradation products from ceramics*
- *DIN EN ISO 10993-16 02:2018 Biological evaluation of medical devices – Part 16: Toxicokinetic study design for degradation products and leachables*
- *DIN EN ISO 10993-17 08:2009 Biological evaluation of medical devices Part 17: Establishment of allowable limits for leachable substances (*
- *DIN EN ISO 10993-18 03:2021 Biological evaluation of medical devices Part 18: Chemical characterization of materials*
- *DIN EN ISO 10993-2 10:2006 Biological evaluation of medical devices – Part 2: Animal welfare requirements*
- *DIN EN ISO 10993-3 02:2015 Biological evaluation of medical devices – Part 3: Tests for genotoxicity, carcinogenicity and reproductive toxicity*
- *DIN EN ISO 10993-4 12: 2017 Biological evaluation of medical devices– Part 4: Selection of tests for interactions with blood*
- *DIN EN ISO 10993-5 10:2009 Biological evaluation of medical devices – Part 5: Tests for in vitro cytotoxicity*
- *DIN EN ISO 10993-6 09:2017 Biological evaluation of medical devices – Part 6: Tests for local effects after implantation*
- *DIN EN ISO 10993-9 03:2022 Biological evaluation of medical devices – Part 9: Framework for identification and quantification of potential degradation products*
- *DIN EN ISO 13485 12:2021 Medical devices – Quality management systems – Requirements for regulatory purposes*
- *DIN EN ISO 14971 04:2022 Medical devices – Application of risk management to medical devices*
- *DIN EN ISO 15223-1 02:2022 Medical devices – Symbols to be used with information to be supplied by the manufacturer – Part 1: General requirements*
- *DIN EN ISO 20417 03:2022 Information to be supplied by the manufacturer of medical devices;*
- *DIN EN ISO 4180 03:2020 Packaging – Complete filled transport packages – General rules for compilation of performance test schedules*
- *DIN EN ISO 6872 01:2019 Dentistry – Ceramic materials*
- *DIN EN ISO 10477:2020 Dentistry – Polymer-based crown and veneering materials*
- *DIN EN ISO 7405 03:2019 Dentistry – Evaluation of biocompatibility of medical devices used in dentistry*
- *ISO 10993-1 10:2018 Biological evaluation of medical devices – Part 1: Evaluation and testing within a risk management process*

- *ISO 13485 03:2016 Medical devices – Quality management systems: Requirements for regulatory purposes*
- *ISO 2206 04:1987 Packaging – Complete filled transport packages – Identification of parts when testing*
- *ISO 7405 10:2018 Dentistry – Evaluation of biocompatibility of medical devices used in dentistry*
- *ISO TR 24971 06:2020 Medical devices – Guidance on the application of ISO 14971*
- *ISO 109931 Devices-Guidance FDA 2020*
- *MEDDEV 2\_7\_1\_rev4\_en 06:2016*



### Summary of clinical data

#### a) Clinical studies of the medical device(s)

According to Article 61 European Medical Device Regulation, (EU) 2017/745 (MDR) the requirement to perform clinical investigations pursuant to paragraph 4 shall not apply to implantable devices and class III devices:

- which have been lawfully placed on the market or put into service in accordance with Directive 90/385/EEC or Directive 93/42/EEC and for which the clinical evaluation is based on sufficient clinical data, and
- is in compliance with the relevant product-specific CS for the clinical evaluation of that kind of device, where such a CS is available; or
- that are sutures, staples, dental fillings, dental braces, tooth crowns, screws, wedges, plates, wires, pins, clips or connectors for which the clinical evaluation is based on sufficient clinical data and is in compliance with the relevant product-specific CS, where such a CS is available.

The products under evaluation have been lawfully placed on the market and put into service in accordance with Directive 93/42/EEC and the clinical evaluation of these products is based on sufficient clinical data and is in compliance with the relevant product-specific CS for the clinical evaluation of that kind of device. Therefore, clinical investigations are not necessary to proof clinical safety and clinical evaluation is performed.

#### b) Clinical evaluation

*Extract from the final summary of the clinical evaluation “Veneering Ceramics and Stains VITA Zahnfabrik H. Rauter GmbH & Co. KG” at novineon CRO GmbH November 2021/Rev.4: “[...] On the basis of the documentation provided by VITA, we conclude that the potential risks of the VITA ENAMIC and VITA ENAMIC IS are acceptable residual risks for the patient and the user. The main risks are described in detail in the scientific literature. On the basis of the relevant scientific literature and considering that machinable ceramic and composite materials for dental restorations have been in clinical use for several decades, we conclude that the risks of the use of dental machinable ceramic blanks are well-documented in the published literature, thus being known to the qualified and trained dentists and dental technicians. When complying with all warnings and precautions, the VITA ENAMIC and VITA ENAMIC IS have an acceptable benefit/risk profile [...]”.*

#### c) Post market clinical follow-up

PMCF studies may not be required when the medium/long-term safety and clinical performance are already known from previous use of the device or where other appropriate post-market surveillance activities would provide sufficient data to address the risks.

The indication and treatments of VITA dental medical devices are well-known clinical procedures. The basic principles of using dental material are the same since the

beginning of the 20th century. The compliance to the DIN EN ISO 6872 applicable for ceramic materials and DIN EN ISO 10477 applicable for polymer-based crown and veneering materials ensures the safe use of the products also in the clinical aspect.

The VITA post market monitoring collects clinically relevant data to an extent that fulfills the requirements of the European Medical Device Regulation, (EU) 2017/745 (MDR) in order to adequately assess and confirm the safety of medical devices.

Therefore, no PMCF studies are required for VITA ENAMIC® IS HT, VITA ENAMIC® IS T and therefore, also not part of this SSCP.

#### d) Conclusion of clinical performance and safety of the medical device(s)

VITA always ensures the clinical safety of its products, even after they have been placed on the market, by constantly updating the clinical evaluation of its medical products and monitoring them on the market in accordance with the requirements of the European Medical Device Regulation, (EU) 2017/745 (MDR) and according to MEDDEV 2.7/1 revision 4.

For VITA ENAMIC® IS HT, VITA ENAMIC® IS T it can be said that the clinical evaluation of the products clearly states the clinical safety and performance. There is no doubt about the safety and reliability of the products. They can be used safely in the manner communicated by VITA with regard to indications, contraindications, compliance with safety instructions and residual risks.

### Suggested profile and training of users

VITA dental products are designed for use by professional users. This specification is made clear by the labeling of VITA products with the symbol "Rx only". The specialist users are dentists and dental technicians who have excellent prior knowledge in the use of our products due to their many years professional training and/or university education. Follow-up training is the responsibility of the expert users and is offered by VITA specifically for VITA products. This guarantees safe handling of VITA products at every point in the application process.

### Information on residual risks, undesirable effects and warnings and precautions

#### a) Residual Risks

Information on product-specific residual risks can be found on the VITA homepage at [Downloadcenter. Produktsicherheit \(vita-zahnfabrik.com\)](https://www.vita-zahnfabrik.com)

Please be aware, that these are possible complications and residual risks of the dental product group in general, and not specific to VITA materials.

These risks must be communicated to the patient by trained personnel (e.g., dental professionals).

#### b) Undesirable effects

There are no known undesirable effects for the products.

#### c) Warnings and precautions

- **When working with the products, wear suitable safety goggles/face protection, gloves and safety clothing.**

*These warnings and precautions can also be found in the corresponding instructions for use of the product(s).*

