

VITA AKZENT® Plus CHROMA STAINS

Quickstart Guide



CTE-independent stains
to control the chroma

VITA – perfect match.

VITA

> VITA AKZENT® Plus CHROMA STAINS – FACTS & FEATURES

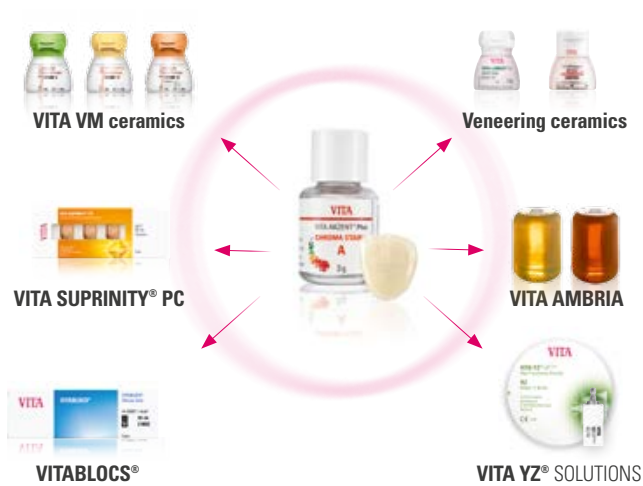
CHROMA STAINS are:

- CTE-independent ceramic stains for standard veneering ceramics, monolithic zirconia, silicate or feldspar ceramics, such as VITABLOCS, VITA YZ SOLUTIONS, VITA LUMEX AC, VITA VM 13 and VITA AMBRIA, for example.

When using CHROMA STAINS, you will benefit from:

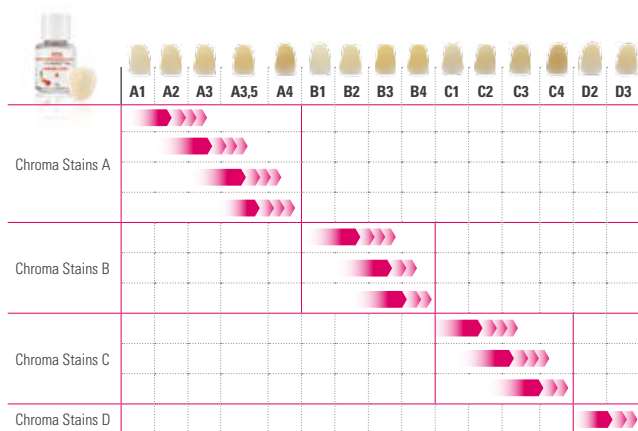
- simple adaptation of chroma in the corresponding shade groups
- impressive processing characteristics, such as simple application
- highly esthetic results through surface staining

> SYSTEM COMPONENTS



VITA AKZENT® Plus CHROMA STAINS

Application of CHROMA STAINS to a defined underlying surface



! Please note: Modification of chroma is only possible within a shade group. VITA AKZENT Plus CHROMA STAINS have been developed to intensify the chroma within a shade group. The intensity of the stains varies depending on the consistency of the mixture. The thicker the consistency, the more chromatic the restoration will be.

VITA AKZENT® Plus CHROMA STAINS

Application example of an anterior single tooth restoration



1 - Shade determination



Shade of the restoration does not match the remaining teeth



2 - Application of CHROMA STAINS
Stains fixation firing or combination firing with VITA AKZENT Plus GLAZE (see firing table).




Perfect adaptation of the shade of the restoration to the remaining teeth


Control of chromaticity

Thin consistency



Thick consistency



 **Please note:** Formation of puddles should be avoided. If you want to have a more chromatic restoration, we recommend carrying out two firing processes.

* The consistency of VITA AKZENT Plus CHROMA STAINS Paste is 1:2.

VITA AKZENT® Plus – Firing tables

Recommended firing

POWDER glaze firing – CHROMA STAINS, BODY STAINS, EFFECT STAINS, GLAZE, GLAZE LT, GLAZE SPRAY, BODY SPRAY, FINISHING AGENT

	Predry. °C	→ min.*	↗ min.	↗ °C/min.	Temp. approx. °C	→ min.	VAC min.	↘ °C
VITA SUPRINITY PC	400	4.00	5:00	80	800	1.00	-	-
VITABLOCS	500	4.00	5:15	80	920	1.00	-	-
VITA YZ T	500	4.00	5:37	80	950	1.00	-	-
VITA YZ HT/ST/XT	400	4.00	5:37	80	850	1.00	-	-
VITA VM 9	500	4.00	5:00	80	900	1.00	-	600**
VITA VM 11	400	4.00	5:00	80	800	1.00	-	-
VITA VM 13	500	4.00	4:45	80	880	1.00	-	-
VITA VMK Master	500	4.00	5:15	80	920	1.00	-	-
VITA LUMEX AC with GLAZE LT Powder	400	4.00	-	50	750	1.00	-	500**
VITA AMBRIA GLAZE LT	400	6.00	4:22	80	750	1.00	-	500**
Stains fixation firing	500	4.00	2:30	80	700	1.00	-	-

*) The preheating time needs to be extended from 4 minutes to 6 minutes for paste firing cycles (VITA LUMEX AC 8 minutes).

**) Long-term cooling down to the appropriate temperature is a recommendation for the last planned firing cycle of the veneering ceramic. The lift position for VITA VACUMAT furnaces should be > 75%. The items to be fired must be protected from a direct supply of air.



! Please note: All restoration types can also be glazed with VITA AKZENT Plus GLAZE LT. In these cases, the temperature can be reduced to 750°C.





TECHNICAL HOTLINE

Questions about VITA product solutions?

The **experienced dental technicians and technical consultants** can answer your questions here:

- ▶ **Phone +49(0) 7761/562222**
- E-mail info@vita-zahnfabrik.com**
- 8 a.m. to 5 p.m. CET**



ONLINE SUPPORT

Questions about processing and product solutions?

You can find competent answers online in the form of **videos, FAQs and electronic tutorials.**

More detailed information can also be found in the comprehensive VITA AKZENT Plus Instructions for Use.

- ▶ **www.vita-zahnfabrik.com**
- ▶ **www.facebook.com/vita.zahnfabrik**



CE 0124

10375E_0424_V06



 VITA Zahnfabrik H. Rauter GmbH & Co.KG
Spitalgasse 3 · 79713 Bad Säckingen · Germany
Tel. +49 7761 562-0 · Fax +49 7761 562-299
Hotline: Tel. +49 7761 562-222 · Fax +49 7761 562-446
www.vita-zahnfabrik.com · info@vita-zahnfabrik.com
 facebook.com/vita.zahnfabrik