

VITA tooth shade determination

Always on the cutting edge for the perfect contemporary tooth. Since 1924.



VITA shade determination

VITA shade communication

VITA shade reproduction

VITA shade control

VITA – perfect match.

VITA

VITA classical A1–D4®

VITA Toothguide 3D-MASTER®

VITA Linearguide 3D-MASTER®

VITA Bleachedguide 3D-MASTER®

VITA Easyshade® V

VITA Easyshade® LITE

Superior performance requires experience.

A forward-looking approach depends on traditional values as well.



Dear business partners, customers and industry professionals from the world of esthetic dentistry and dental technology,

Every technological development we have made at VITA in our nearly 100 years of history, was and is the result of our unique experience in this field. Passion for our core competency in tooth shade determination, state-of-the-art expertise and a desire for optimization, are the powerful values driving this experience. Motivated by your trust in our solutions, we use the comprehensive knowledge that we have gained to shape the future each day, to set new benchmarks and to exceed your expectations in providing tooth shade determination that is second to none.

Our focus is on precise tooth shade reproduction. This also includes establishing reliable processes in laboratories and dental practices, improving the workflow, saving time and money, and ultimately, producing esthetic results. As a company that is focused both on research and on solution development, these are the principles that we follow. We do this by providing dentists and dental technicians worldwide with outstanding technological innovations that support the entire lifecycle of dental prosthetics. When we talk about customer satisfaction, we are also talking about the satisfaction of our customers' customers. As I said, our goal is to provide solutions. And the best solutions are those that are developed collaboratively.

As an independent, family-run company, we have remained true to our values and are focused on our relationship with our customers. Reliability and partnership are factors that we cultivate, and are cornerstones that are firmly anchored in our tradition and role as a market leader.

In the spirit of tradition and innovation, warm regards from

Dr. Emanuel Rauter
Managing Partner



1956 Introduction of the first uniform shade standard
Image: Current design of VITA classical A1-D4®



2004 VITA Easyshade®
First generation


1924 Targeted research of tooth shades,
as well as the first shade guides



1998 VITA SYSTEM 3D-MASTER®
VITA Toothguide 3D-MASTER®
For the first time, tooth shades could be
systematically determined and reproduced



2007 VITA Bleachedguide 3D-MASTER®
Tool for planning and monitoring
the tooth whitening process



A company with added value. And with roots and vision.

Change equals motion, which equals the future. This is a phrase that describes the dynamic process we've taken since our foundation in 1924, and the path we've followed to develop into an internationally renowned specialist in tooth shades. For example, we were the first dental company to describe natural tooth shades in scientific fashion and to document them in the form of shade guides that have become the international standard.

Firmly grounded in this competency, VITA is a strong and reliable partner for dental practices and laboratories. The fact that four out of five tooth shade determination procedures are now carried out using one of our systems, underlines the importance of our solutions in natural, esthetic tooth reproduction. We consider this to be both a motivational factor, as well as a responsibility, when it comes to quality assurance and our consistent, innovative commitment at VITA. This dedication provides you with clear benefits that offer considerable potential for added value:

- **Fast and reliable tooth shade determination**
- **Precise and complete communication of the correct tooth shade**
- **Two established shade systems for all your needs – from standard dental prosthetics to highly-esthetic restorations**

OVERVIEW

- Highly experienced: For almost 100 years, we have been the leading, worldwide provider of solutions for tooth shade determination.
- Thinking constructively, thinking ahead: our solutions always focus on the procedural benefits for laboratories and dental practices.
- We put our heart and soul into our business: as an independent, family-run company, we remain true to our values, including our solution-oriented approach, awareness of quality and customer proximity.



2008 VITA Linearguide 3D-MASTER®
VITA Easyshade® Compact



2015 VITA Easyshade® V



2013 VITA Easyshade® Advance 4.0

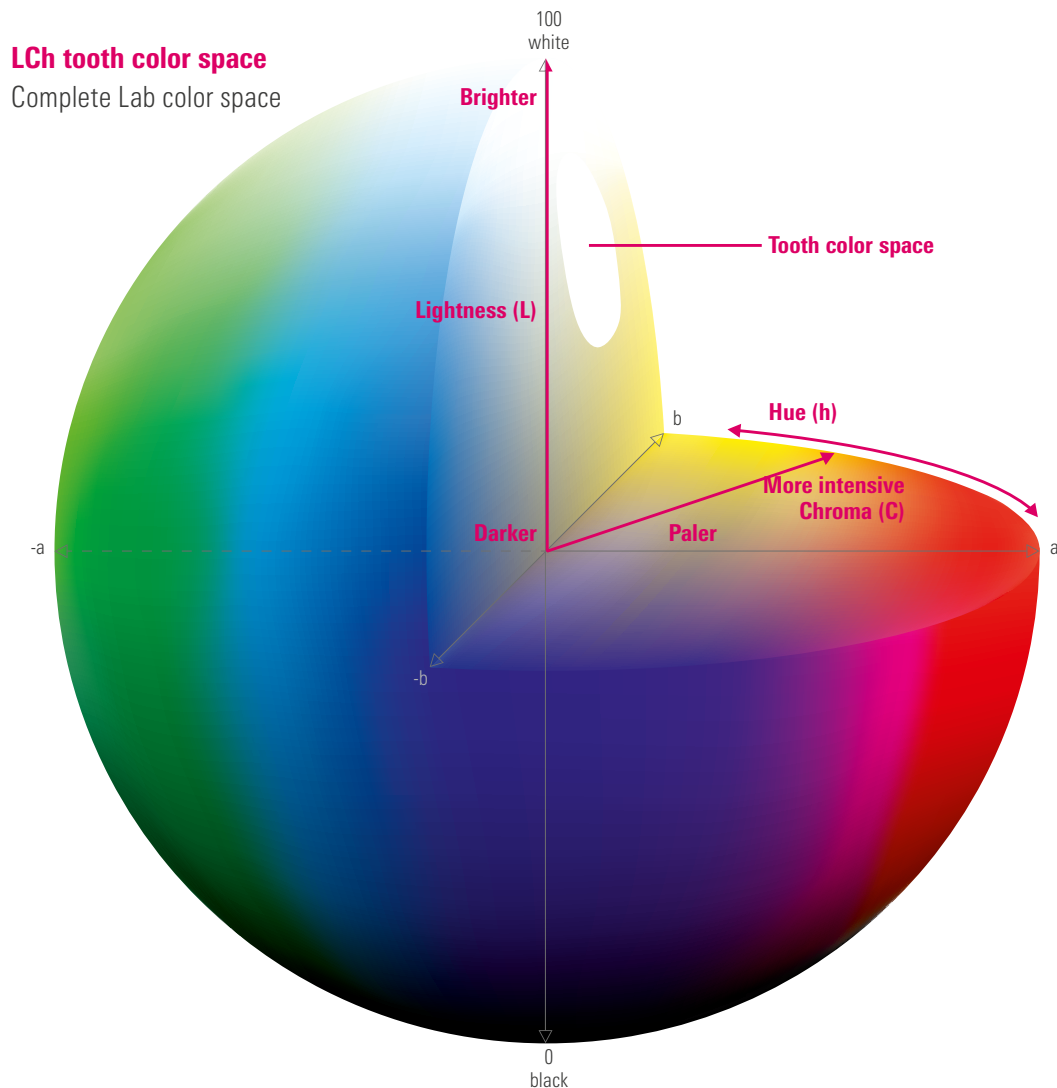


2023 VITA Easyshade® LITE



Scientific background.

From the color space to the tooth shade system.



A world of colors. A color for life.

Lightness, chroma and hue are the features that allow all natural shades to be uniquely defined. The entire color spectrum can be represented as a sphere, which is effectively a globe of colors. It contains an area comprised of natural tooth shades; a small section in the yellow-red range.

Colors can be uniquely described in quantitative fashion by specifying numerical values for the three mutually independent elements of L (lightness), C (chroma) and H (hue). On the basis of this scientific finding, VITA developed solutions for tooth shade determination and communication that provide a crucial foundation for laboratories and dental practices in order to facilitate dental prosthetics that offer precisely the right shade for every patient. For patients, this plays an incredibly important role in their confidence and comfort level.

VITA classical A1–D4® and VITA SYSTEM 3D-MASTER®

On the market since 1956, the 16 shades of the VITA classical A1–D4 shade guide provide a worldwide standard, acting as a reference system in tooth shade determination. Effective reproduction of natural tooth shades was raised to a whole new level with VITA SYSTEM 3D-MASTER. Based on systematic research of the distribution of natural tooth shades within the color space, the development of VITA SYSTEM 3D-MASTER provides a solution that facilitates the exact description, communication and reproduction of each patient's tooth shade.

VITA solutions.

The route to the correct tooth shade must be a reliable one.



Schematic, simplified representation

VITA classical A1–D4®. A simple, yet effective basis.

The most important facts and system characteristics:

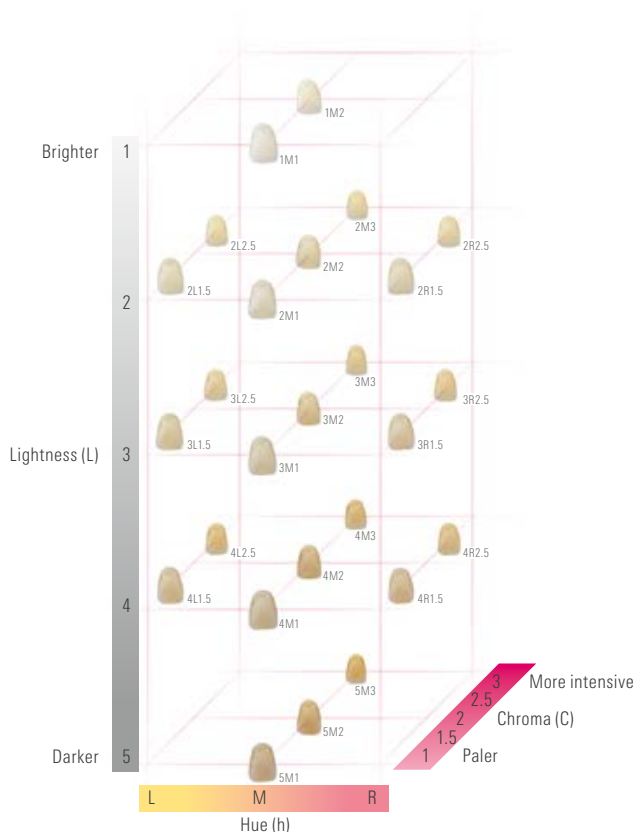
- Tooth shade determination in just a single step
- An internationally established system for more than 50 years
- 16 shade samples
- Practical shade sample sequence based on hues and empirical findings




VITA SYSTEM 3D-MASTER®. Modern efficiency

The most important facts and system characteristics:

- Shade sample sequence for optimum coverage of the color space of natural teeth, in accordance with scientific rules
- Reliable tooth shade reproduction, including with intermediate hues
- 26 natural shade samples comprehensively cover the natural tooth color space
- Longstanding and internationally proven system for the most demanding esthetic needs



Schematic, simplified representation



VITA shade guides.

Beautiful teeth visible at a glance – a million times over.

Performance based on a reliable system.

Individual consultations, examinations and treatments help establish and maintain esthetic, healthy teeth.

The tooth shade provides the finishing touch in superior quality and is the mark of quality that is always visible. Natural reproduction in this respect is a daily challenge. After all, natural tooth shades differ in terms of lightness, hue and chroma. And depending on the individual interplay of these factors, this has an impact on the entire restoration process. It's good to have a partner at your side who offers proven, efficient support.

It's good to have VITA at your side.

Tips on determining tooth shade with a VITA shade guide.

By practitioners for practitioners.

- Whenever possible, determine the tooth shade using a standardized daylight lamp
- Make sure that the surroundings are neutral in terms of color. Lipstick and cosmetics should be removed, and bright clothing covered by a grey cape
- Make your selection quickly. In case of doubt, trust your initial decision as the eye already tires after approx. 5 - 7 seconds
- Disinfect the shade guide every time after performing shade determination

"VITA tooth shade systems enable reliable, clinically proven tooth shade determination"

Dr. Karl Martin Lehmann
Associate Professor

University Medical Center of Johannes
Gutenberg University in Mainz and
Dr. Lehmann's dental practice in Bonn



VITA classical A1–D4®

The basic solution with a bonus.



VITA classical A1–D4® shade guide with VITA Bleached Shades

- Tooth shade determination in a single step
- 16 natural, empirically induced tooth shades
- In addition, three shades for tooth whitening using VITA Bleached Shades
- Simple shade selection, thanks to quick comparison of shade samples with the natural tooth
- Possibility of sorting in accordance with visually perceived levels of lightness

VITA SYSTEM 3D-MASTER®

Systematic premium solution.



VITA Linearguide 3D-MASTER®

- Tooth shade determination in two steps
- Trusted tooth shade determination, thanks to classic, linear handling
- 26 natural and systematically arranged tooth shades; in addition, three shades for tooth whitening (VITA Bleached Shades)
- Clear organization of the shade samples in terms of lightness, chroma and hue
- Simple, self-explanatory application
- Possibility of creating intermediate shades by mixing

VITA Bleachedguide 3D-MASTER®

- Instrument for determining the level of lightness for the tooth whitening process (bleaching) in just a single step
- 29 levels of lightness based on VITA SYSTEM 3D-MASTER
- Realistic depiction of tooth whitening, as well as simple communication with the patient, thanks to a clear and transparent structure

VITA Toothguide 3D-MASTER® with Bleached Shades

- Tooth shade determination in three steps
- 26 natural and systematically arranged tooth shades; in addition, three shades for tooth whitening (VITA Bleached Shades)
- Clear organization of the shade samples in terms of lightness, chroma and hue
- Possibility of creating intermediate shades by mixing

OVERVIEW

- Small, but significant: the area comprising the natural tooth shades is just a small section within the entire color spectrum; however, it provides its own world of color based on the factors of lightness, chroma and hue
- Simple and reliable: the VITA classical A1–D4 system is a basic solution that offers 16 natural tooth shades that has been internationally established for decades
- Structured, enhanced, established: the VITA SYSTEM 3D-MASTER, which offers 26 natural tooth shades, has also been used successfully around the world for many years

VITA Easyshade® LITE

Digital shade determination with just one click

VITA Easyshade LITE enables easy and fast digital shade determination of natural teeth using the proven VITA classical A1-D4 and VITA SYSTEM 3D-MASTER shade systems.

VITA Easyshade LITE

- Exact tooth shade, thanks to high-precision spectrophotometer technology
- The measured tooth shade is shown in seconds on the display
- Deviations in the natural tooth shade from the VITA shade guide are visible at a glance, thanks to the traffic light function
- Incredibly easy – just one click, and no previous experience or background knowledge is required
- Objective and reproducible, regardless of ambient lighting



VITA Easyshade® V

High-precision shade determination. Reliable shade reproduction.

The digital shade determination device VITA Easyshade V offers even more options.

VITA Easyshade V supports dentists and dental technicians with everything from tooth shade determination and communication, to reproduction and checking the shade of the finished ceramic dental restoration, improving process reliability.

VITA Easyshade V

- Precise tooth shade determination of natural teeth and quality control of veneered ceramic restorations
- Display of lab and LCh values
- Professional planning and documentation of bleaching treatments
- Seamless communication between the laboratory and dental practice
- Bluetooth interface for communication with the software and the app



VITA mobileAssist+.

The simple way of communicating mobile tooth shades.

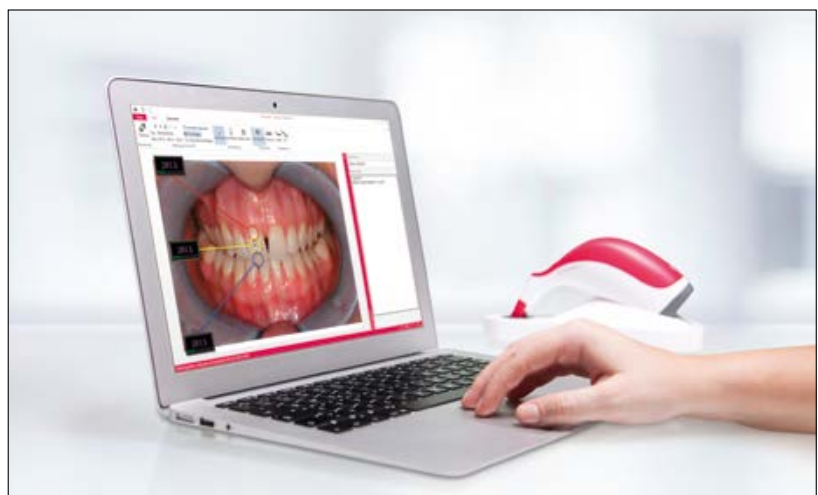
Thanks to the convenient VITA mobileAssist app, tooth shade information can be easily and efficiently transferred between the practice and the laboratory. The data from VITA Easyshade V is wirelessly transmitted to the app via an internal Bluetooth interface, and can be combined with a patient photo and sent through email. All of the relevant tooth shade information and patient photos can be sent conveniently from a smartphone or tablet.



VITA Assist.

Professional tooth shade communication and documentation for the dental practice and laboratory.

The Windows based PC software VITA Assist professionally documents and manages dental findings, as well as tooth color information. VITA Assist allows integration of the VITA Easyshade V measurement results into digital patient photos and offers additional image editing tools, as well as a wide range of comment functions. The database allows for efficient patient case management and information exchange between practice and laboratory.



"A digital approach is the only economical way of calculating and communicating tooth colors – ideally with VITA Easyshade® V."

Dr. med. dent. Philipp Grohmann

Dentist & Dental Technician

Specialist in Reconstructive Dentistry, Switzerland

VITA systems.

Ideal solutions during processing



- For digital shade determination, use **VITA Easyshade LITE** or **VITA Easyshade V** and for visual shade determination, the **VITA Linearguide 3D-MASTER** or **VITA classical A1–D4**, for example.

- For CAD/CAM fabrication, VITA offers you **highly-esthetic feldspar ceramic, high-strength glass ceramic, innovative hybrid ceramic and zirconia**, as well as the zirconia-reinforced lithium disilicate ceramic **VITA AMBRIA** as a press ceramic – simply select the best material solution for your individual requirements.

- For feldspar, glass ceramics and zirconia, use **VITA AKZENT Plus** stains and the **VITA LUMEX AC** or **VITA VM 11** veneering ceramics. For metal ceramics, you can choose between **VITA VM 13** and **VITA VMK MASTER**, and for individualization of the **VITA ENAMIC** hybrid ceramic, either **VITA AKZENT LC** stains or **VITA VM LC** veneering resin.

- Glaze, stain and/or dentine and crystallization firing in the laboratory are best carried out with the **VITA VACUMAT 6000 M** premium firing unit, and in the dental practice with the **VITA SMART.FIRE** premium firing unit that is specifically tailored to chairside restorations.

- You can use the combipress unit **VITA VACUMAT 6000 MP** to fire and press your press ceramics.

- It is recommended to use the **VITA ZYRCOMAT 6100 MS** for sinter firing.

- Note: When using a hybrid ceramic, firing must not be carried out.

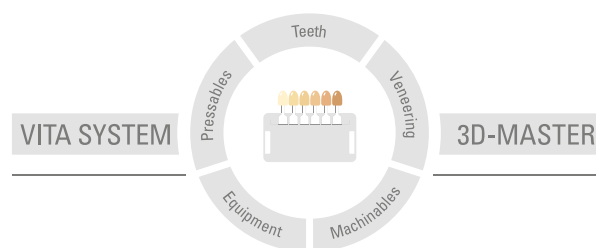
- In the case of VITA feldspar ceramics, use polishing systems suitable for silicate ceramics (e. g., **VITA Polish Cera**).

- For VITA ceramics and hybrid ceramics, ideally the **VITA CERAMICS/VITA ENAMIC Polishing Sets** should be used.

- **VITA ADIVA LUTING SOLUTIONS** are products for adhesive bonding of restorations made of feldspar, glass ceramic and hybrid ceramic, and are matched to VITA materials.

* Note "Optional process steps/firing": The feldspar and hybrid ceramic materials can be seated directly after milling and polishing. The following process steps mentioned above are optional for feldspar ceramic. The same steps are required for the hybrid ceramic, but with the hybrid ceramic, firing must not be carried out. When using zirconia, sinter firing is carried out prior to characterization/individualization.

With the unique VITA SYSTEM 3D-MASTER®, all natural tooth shades can be systematically determined and completely reproduced.



Please note: Our products must be used in accordance with the instructions for use. We accept no liability for any damage resulting from incorrect handling or usage. The user is furthermore obliged to check the product before use with regard to its suitability for the intended area of applications. We cannot accept any liability if the product is used in conjunction with materials and equipment from other manufacturers that are not compatible or not authorized for use with our product and this results in damage. The VITA Modulbox is not necessarily a component of the product. Date of issue of this information: 2023-07

After the publication of this information for use any previous versions become obsolete. The current version can be found at www.vita-zahnfabrik.com

VITA Easysshade® V bears the CE mark in accordance with the EU guidelines 2014/35/EU, 2014/30/EU, and 2011/65/EU.

VITA Easysshade® LITE bears the CE mark in accordance with the EU guidelines 2014/30/EU and 2011/65/EU.

VITA

 VITA Zahnfabrik H. Rauter GmbH & Co. KG
Spitalgasse 3 · D-79713 Bad Säckingen · Germany
Tel. +49(0) 7761/562-0 · Fax +49(0) 7761/562-299
Hotline: Tel. +49(0) 7761/562-222 · Fax +49(0) 7761/562-446
www.vita-zahnfabrik.com · info@vita-zahnfabrik.com
 facebook.com/vita.zahnfabrik