VITA PROSTHETIC SOLUTIONS –
Denture teeth and digital prosthetics

Compendium for laboratories

Date of issue: 02.17

VITA shade, VITA made.

VITA

VITA PROSTHETIC SOLUTIONS – Overview of Indications

	VITAPAN EXCELL Anterior	**VITAPAN** PLUS Anterior	**VITA PHYSIODENS** Anterior
	VITAPAN LINGOFORM Posterior		**VITA PHYSIODENS** Posterior
Full dentures	●	●	
Partial dentures	●	●	●
Hybrid dentures			●
Implant-retained dentures	●	●	
Gerontoprosthetics			

	VITA MFT Anterior
	VITA MFT Posterior
Full dentures	●
Partial dentures	●
Hybrid dentures	
Implant-retained dentures	
Gerontoprosthetics	

	VITA DIGITAL PROSTHETIC
Full dentures	●
Partial dentures	
Hybrid dentures	
Implant-retained dentures	
Gerontoprosthetics	

Recommended anterior / posterior combinations

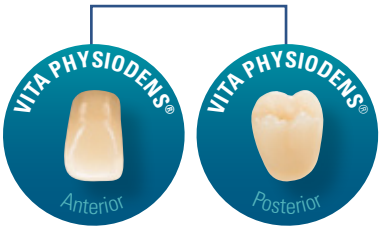

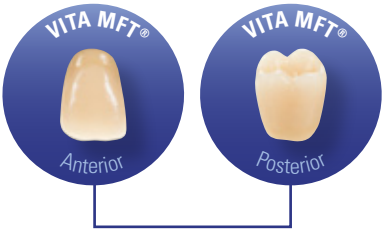

With VITA PROSTHETIC, you can expect a natural appearance, good durability and great variety of moulds and shades.

100 % German Dental Engineering by VITA – for the best prosthetics in shape, shade and function!

German engineering from VITA
VITA engineers and dental technicians jointly develop innovative, practicable prosthetic solutions – according to the highest standards.

For the highest quality standards
VITA denture teeth are manufactured using both modern processes and highly individual manual fabrication.

VIVID PLAY OF SHAPE AND SHADE FOR NATURAL RESULTS.

Manufacturing high-end dentures

VITA PREMIUM PROSTHETIC offers you high-value MRP-composite teeth with naturally vivid play of shape and shade for the best, highly esthetic full, partial and implant-retained dentures.

› OVERVIEW OF TOOTH LINES

Recommended anterior / posterior combinations

For brilliant vitality in shape, shade and play of light.

For youthfully vibrant dentures with added translucency.

For lifelike dentures with intrecate mould design.

For all occlusal concepts due to multifunctional occlusal surface design.



For the best reproduction of function due to natural morphology.

› more product data

PREMIUM
PROSTHETIC
brilliant play of
shade and light
lifelike three-
dimensional moulds

VITAPAN EXCELL®

ANTERIOR

For brilliant vitality of shape, shade and play of light.

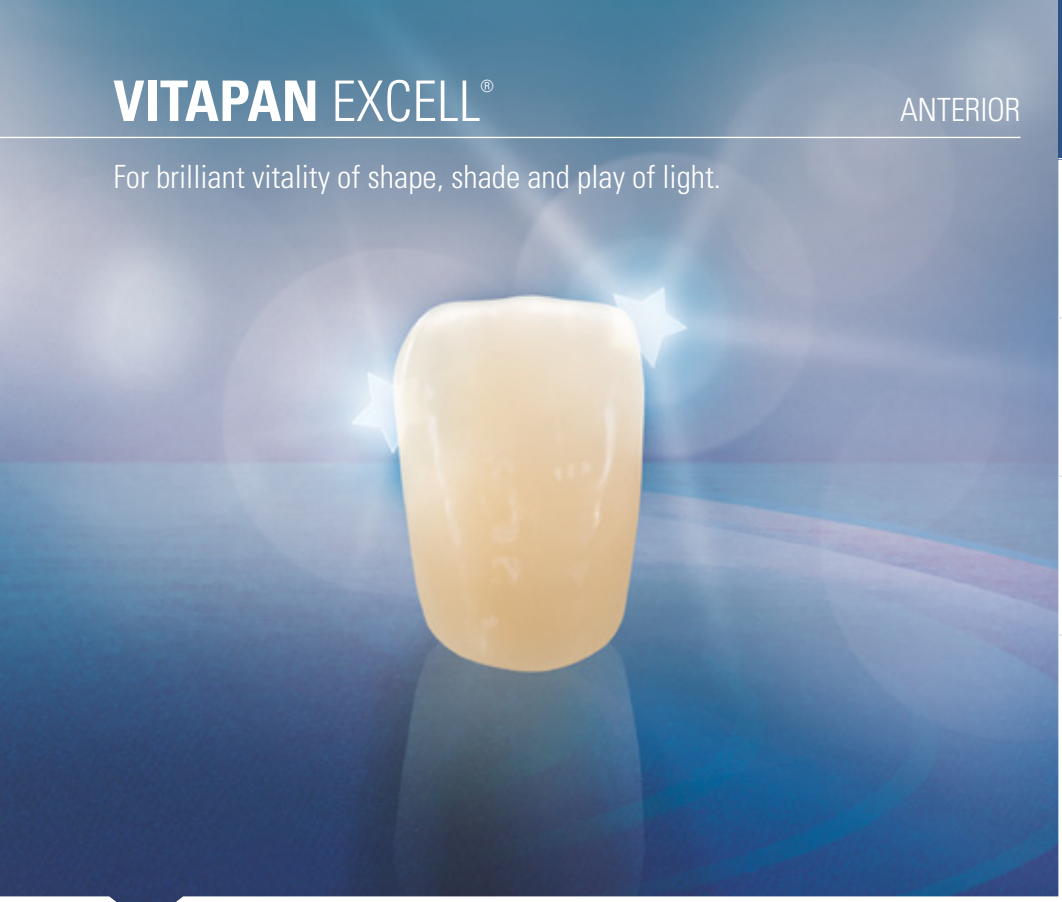

FACTS & FEATURES

What?
- lifelike, three-dimensional, translucent premium anterior teeth made of MRP composite

Benefits?
- **simple fabrication of highly esthetic dentures**
  due to lifelike tooth moulds with "golden" proportions
- **brilliant play of shade and light**
  thanks to excellent light dynamics and harmonious shade progression
- **good shade reproduction with remaining natural dentition**
  due to excellent shade accuracy to the shade guide
- **excellent durability**
  thanks to high load capacity and abrasion stability
- **efficient grinding and polishing**
  due to optimum material homogeneity and edge stability

What for?
- best solution for highly esthetic full, partial and implant-retained dentures

› more product data

VITAPAN EXCELL®

BASIC INFORMATION



Characteristics

Mould

- lifelike three-dimensional tooth geometry for brilliant results
- distinctive incisal characteristics for special vitality
- wide palatal bars for ideal interdental spacing / papilla creation

Special features

- pronounced enamel portion / translucent edges for good light dynamics
- nuance-rich surface texture for lifelike play of light
- integrated mamelon structure and whitish incisal region for natural shade effect
- 3D layered structure for natural shade gradient

Recommended indications

Best prosthetic solution for:

- full and partial dentures
- implant-retained dentures

Occlusal/setup concept

Suitable for all established concepts of lingual and balanced occlusion:

e.g. according to Gysi, according to Prof. A. Gerber, according to APF/TIF, according to ABC

Available shades

- **10 x VITA SYSTEM 3D-MASTER® shades**
  0M1, 0M3, 1M1–3M2
- **15 x VITA classical A1–D4® shades**
  A1–D4 (without B1)

Available moulds/sets

- 17 x upper anterior tooth moulds (divided into four mould groups)
- 5 x lower anterior tooth moulds

› OVERVIEW OF MOULDS

Upper Anteriors

ovoid	O41	O43	O045	O047	O049	O051	
	9.1 / 7.4	9.1 / 7.9	9.7 / 8.4	10.3 / 8.6	10.9 / 9.0	12.3 / 9.3	
triangular	T42	T44	T46	T47	T48	T50	T54
	9.5 / 7.7	9.9 / 8.1	10.4 / 8.2	10.9 / 8.5	11.3 / 8.8	11.6 / 9.2	12.7 / 9.8
rectangular	R45	R47	R49				
	9.9 / 8.2	11.2 / 8.6	11.7 / 8.9				
square	S46						
	10.3 / 8.5						

Lower Anteriors

L33	L35	L37	L39	L41	
8.6 / 5.0	9.0 / 5.2	9.4 / 5.2	9.8 / 5.9	10.2 / 6.2	

Further information: VITA Prosthetic Solutions mould chart

› more product data

VITAPAN EXCELL®

RECOMMENDED COMBINATIONS

Combinations according to indications:

For full/partial dentures and implant-retained dentures:

VITAPAN EXCELL Anterior in combination with VITAPAN LINGOFORM Posterior

VITAPAN EXCELL Anterior		VITAPAN LINGOFORM Posterior	
UJ / No. mm	LJ / No. mm	UJ / No. mm	LJ / No. mm
O41 41.3	**L33** 33.2	**21L** 30.1	**21L** 30.7
O43 43.1	**L33** 33.2	**21L** 30.1	**21L** 30.7
O45 45.1	**L35** 35.3	**22L** 31.6	**22L** 32.1
O47 47.3	**L37** 37.3	**22L** 31.6	**22L** 32.1
O49 49.1	**L39** 39.0	**23L** 34.2	**23L** 34.8
O51 51.4	**L41** 41.2	**24L** 35.8	**24L** 36.4

upper jaw (UJ) / lower jaw (LJ)

VITAPAN EXCELL Anterior		VITAPAN LINGOFORM Posterior	
UJ / No. mm	LJ / No. mm	UJ / No. mm	LJ / No. mm
T42 42.0	**L33** 33.2	**21L** 30.1	**21L** 30.7
T44 44.1	**L33** 33.2	**21L** 30.1	**21L** 30.7
T46 46.2	**L35** 35.3	**22L** 31.6	**22L** 32.1
T47 46.9	**L37** 37.3	**22L** 31.6	**22L** 32.1
T48 48.1	**L37** 37.3	**22L** 31.6	**22L** 32.1
T50 50.0	**L39** 39.0	**24L** 35.8	**24L** 36.4
T54 54.4	**L41** 41.2	**24L** 35.8	**24L** 36.4
R45 45.4	**L35** 35.3	**22L** 31.6	**22L** 32.1
R47 47.0	**L37** 37.3	**22L** 31.6	**22L** 32.1
R49 49.1	**L39** 39.0	**23L** 34.2	**23L** 34.8
S46 46.3	**L35** 35.3	**22L** 31.6	**22L** 32.1

The information contained in the combination table is only intended as a guide, and can vary depending on the patient`s individual situation.

› ASSORTMENTS AND STORAGE

VITAPAN EXCELL **mould chart**

Handy metal case with all moulds for selecting teeth:

- VITAPAN EXCELL Anterior

VITAPAN EXCELL **tooth storage**

- X-small*: 67 Sets / 402 Anteriors
- Small*: 134 Sets / 804 Anteriors
- Medium*: 268 Sets / 1608 Anteriors
- Large*: 400 Sets / 2400 Anteriors

Available in VITA classical A1–D4® and VITA SYSTEM 3D-MASTER® shades.**

*) Note: The most frequently used moulds and shades come with the packaged tooth storage. We are also happy to put together storage systems according to your individual specifications.

**) see available shades

› SYSTEM COMPONENTS

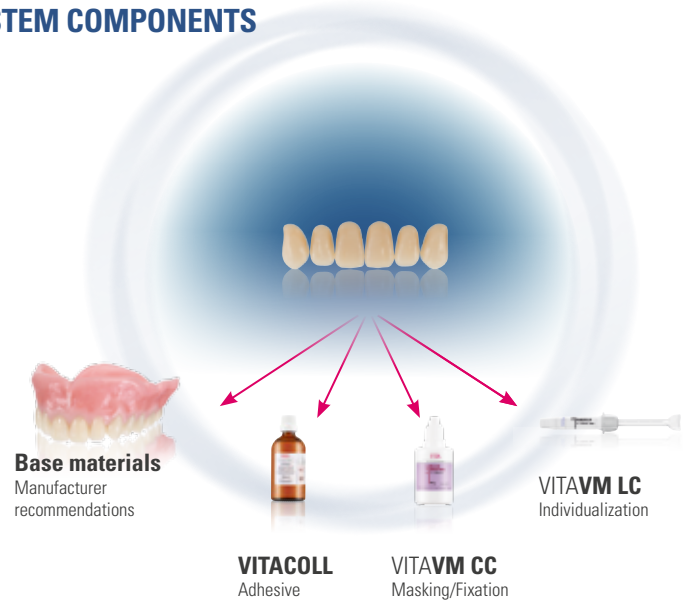

▶ **Additional information:** Chapter on accessories and components

PREMIUM
PROSTHETIC
extraordinary translucency
youthful, lifelike moulds

VITAPAN PLUS®

ANTERIOR

For youthfully vibrant dentures with added translucency.

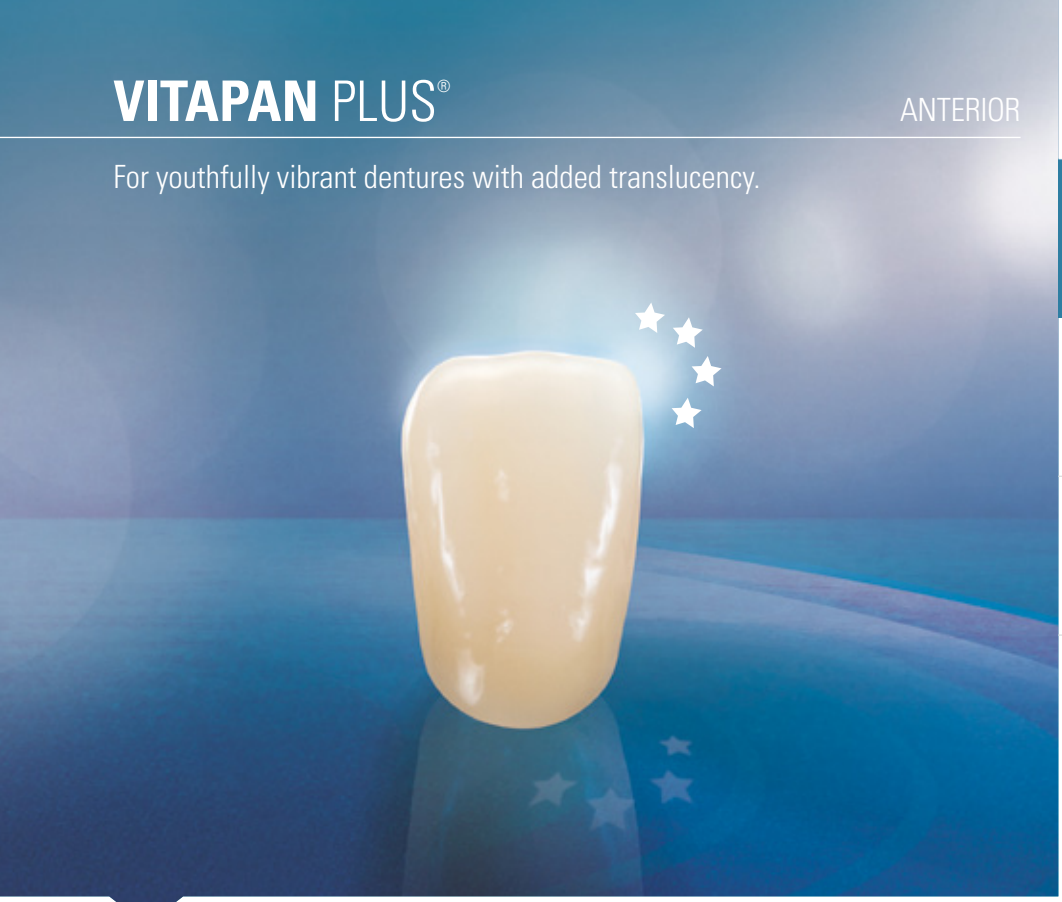

FACTS & FEATURES

What?
- Lifelike, premium anterior teeth made of MRP composite with added translucency

Benefits?
- **lively play of light**
  thanks to extraordinary translucency from the high proportion of enamel
- **easy reconstruction of youthful esthetics**
  thanks to three-dimensional lifelike tooth moulds
- **excellent durability**
  thanks to high load capacity and abrasion stability
- **efficient grinding and polishing**
  due to optimum material homogeneity and edge stability

What for?
- best solution for highly esthetic full, partial and implant-retained dentures

› more product data

VITAPAN PLUS®

BASIC INFORMATION



Characteristics

Mould

- tooth geometry with youthful volume for lifelike prosthetics
- distinctively natural incisal characteristics for high vitality
- Wide palatal bars for ideal interdental spacing/papilla creation

Special features

- high proportion of enamel/translucent edges for the best light transmission
- nuance-rich surface texture for lifelike play of light
- integrated mamelon structure and whitish incisal region for natural shade effect
- 3D layered structure for natural shade gradient

Recommended indications

Best prosthetic solution for:

- full and partial dentures with youthful esthetics
- implant-retained dentures

Occlusal/setup concept

For all established concepts of lingual and balanced occlusion:

e.g. according to Gysi, according to Prof. A. Gerber, according to APF/TIF, according to ABC

Available shades

- **28 x VITA SYSTEM 3D-MASTER® shades**
  0M1, 0M3, 1M1–5M3
- **15 x VITA classical A1–D4® shades**
  A1–D4 (without B1)

Available moulds/sets

- 18 x upper anterior tooth moulds (divided into four mould groups)
- 6 x lower anterior tooth moulds

OVERVIEW OF MOULDS

Upper Anteriors

ovoid	O41	O43	O45	O47	O47L*	O49	O51
	9.1 / 7.4	9.1 / 7.9	9.7 / 8.4	10.3 / 8.6	10.3 / 8.6	10.9 / 9.0	12.3 / 9.3
triangular	T42	T44	T46	T47	T48	T50	T54
	9.5 / 7.7	9.9 / 8.1	10.4 / 8.2	10.9 / 8.5	11.3 / 8.8	11.6 / 9.2	12.7 / 9.8
rectangular	R45	R47	R49				
	9.9 / 8.2	11.2 / 8.6	11.7 / 8.9				
square	S46						
	10.3 / 8.5						

Lower Anteriors

L33	L35	L37	L37L*	L39	L41	
8.6 / 5.0	9.0 / 5.2	9.4 / 5.2	9.4 / 5.2	9.8 / 5.9	10.2 / 6.2	

*) O47L and L37L = tooth mould with longer tooth neck

Further information: VITA Prosthetic Solutions mould chart

› more product data

VITAPAN PLUS®

RECOMMENDED COMBINATIONS

Combinations according to indication

For full/partial dentures and implant-retained dentures:

- VITAPAN PLUS Anterior in combination with VITAPAN LINGOFORM Posterior

VITAPAN PLUS Anterior		VITAPAN LINGOFORM Posterior	
UJ / No. mm	LJ / No. mm	UJ / No. mm	LJ / No. mm
O41 41.3	**L33** 33.2	**21L** 30.1	**21L** 30.7
O43 43.1	**L33** 33.2	**21L** 30.1	**21L** 30.7
O45 45.1	**L35** 35.3	**22L** 31.6	**22L** 32.1
O47 47.3	**L37** 37.3	**22L** 31.6	**22L** 32.1
O47L* 47.3	**L37L*** 37.3	**22L** 31.6	**22L** 32.1
O49 49.1	**L39** 39.0	**23L** 34.2	**23L** 34.8
O51 51.4	**L41** 41.2	**24L** 35.8	**24L** 36.4

upper jaw (UJ) / lower jaw (LJ)

VITAPAN PLUS Anterior		VITAPAN LINGOFORM Posterior	
UJ / No. mm	LJ / No. mm	UJ / No. mm	LJ / No. mm
T42 42.0	**L33** 33.2	**21L** 30.1	**21L** 30.7
T44 44.1	**L33** 33.2	**21L** 30.1	**21L** 30.7
T46 46.2	**L35** 35.3	**22L** 31.6	**22L** 32.1
T47 46.9	**L37** 37.3	**22L** 31.6	**22L** 32.1
T48 48.1	**L37** 37.3	**22L** 31.6	**22L** 32.1
T50 50.0	**L39** 39.0	**24L** 35.8	**24L** 36.4
T54 54.4	**L41** 41.2	**24L** 35.8	**24L** 36.4
R45 45.4	**L35** 35.3	**22L** 31.6	**22L** 32.1
R47 47.0	**L37** 37.3	**22L** 31.6	**22L** 32.1
R49 49.1	**L39** 39.0	**23L** 34.2	**23L** 34.8
S46 46.3	**L35** 35.3	**22L** 31.6	**22L** 32.1

The information contained in the combination table is only intended as a guide, and can vary depending on the patient`s individual situation.

› ASSORTMENTS AND STORAGE

VITAPAN PLUS **mould chart**

Handy metal case with all moulds for selecting teeth:

- VITAPAN PLUS Anterior
- VITAPAN PLUS Anterior and VITAPAN LINGOFORM Posterior

VITAPAN PLUS **tooth storage**

- X-small*: 67 Sets / 402 Anteriors
- Small*: 134 Sets / 804 Anteriors
- Medium*: 268 Sets / 1608 Anteriors
- Large*: 400 Sets / 2400 Anteriors

Available in VITA classical A1–D4® and VITA SYSTEM 3D-MASTER® shades.**

*) Note: You will receive the most frequently used moulds and shades along with the packaged tooth storage. We are also happy to put together storage systems according to your individual specifications.

**) see available shades

› SYSTEM COMPONENTS

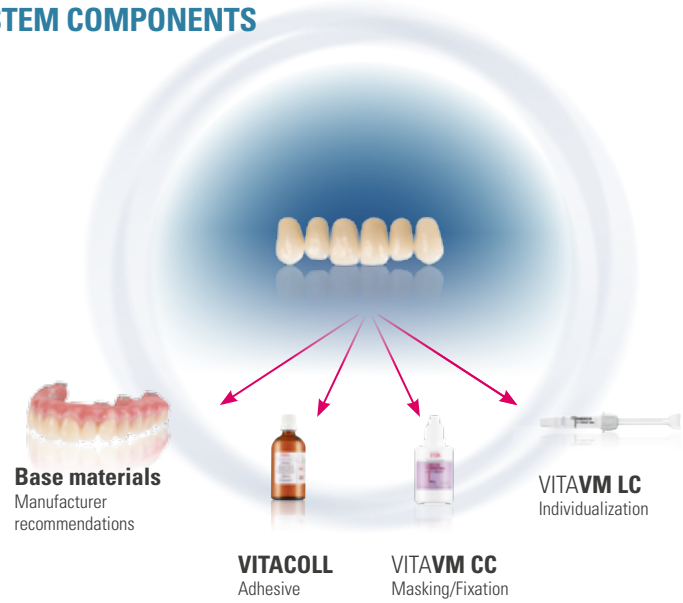

▶ **Additional information:** Chapter on accessories and components

PREMIUM
PROSTHETIC
multifunctional occlusal
surface design
precisely defined
centric

VITAPAN® LINGOFORM

POSTERIOR

For all concepts of occlusion due to multifunctional occlusal surface design.

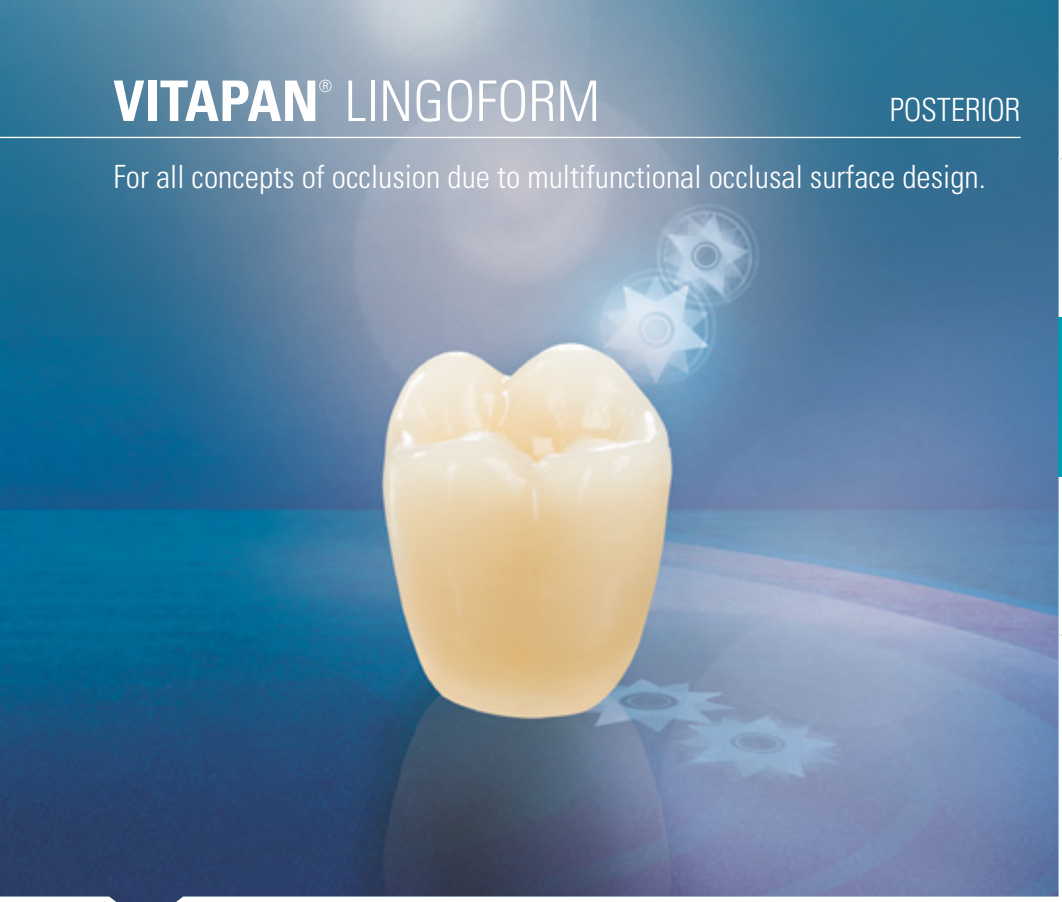

FACTS & FEATURES

What?
- Natural, multifunctional premium posterior teeth made of MRP composite

Benefits?
- **Setup is easy and intuitive**
  with "automatic" centric finding thanks to occlusal surfaces designed according to the cogwheel principle
- **Can be used universally and reliably for all concepts of occlusion**
  thanks to multifunctional occlusal surface design
- **Time-saving setup**
  without extensive grinding thanks to precisely defined centric
- **Excellent durability**
  thanks to high load capacity, abrasion stability and centric-supported function
- **Good processability**
  due to optimum material homogeneity and edge stability

What for?
- best solution for highly esthetic full, partial and implant-retained dentures

› more product data

VITAPAN® LINGOFORM

BASIC INFORMATION

Characteristics

Mould

- three-dimensional tooth geometry with natural lingobuccal dimension
- multifunctional occlusal surface design with defined centric contacts

Special features

- finely nuanced surface texture for natural play of light
- maxillary cusp angle: approx. 15° to 20°

Recommended indications

Best prosthetic solution for:

- full and partial dentures
- implant-retained dentures

Occlusal/setup concept

Suitable for all established concepts of lingual and balanced occlusion:

e.g. according to Gysi, according to Prof. A. Gerber, according to APF/TIF, according to ABC

Especially suitable for:
lingualized occlusal concepts

Available shades

- **27 x VITA SYSTEM 3D-MASTER® shades**
  0M3, 1M1–5M3
- **15 x VITA classical A1–D4® shades**
  A1–D4 (without B1)

Available moulds/sets

- 4 x upper posterior tooth moulds
- 4 x lower posterior tooth moulds

OVERVIEW OF MOULDS

Posteriors

21L	22L	23L	24L
9.6	10.0	10.9	11.0
10.0	10.2	10.8	11.2

VITAPAN® LINGOFORM

RECOMMENDED COMBINATIONS

Combinations according to indications

For full/partial dentures and implant-retained dentures:

- VITAPAN LINGOFORM Posterior with VITAPAN EXCELL Anterior
- See combination table for VITAPAN EXCELL Anterior

or

- VITAPAN LINGOFORM Posterior with VITAPAN PLUS Anterior
- See combination table for VITAPAN PLUS Anterior

› ASSORTMENTS AND STORAGE

VITAPAN LINGOFORM **mould chart**

Handy metal case with all moulds for tooth selection:

- VITAPAN LINGOFORM Posterior

VITAPAN LINGOFORM **tooth storage**

- X-small*: 50 Sets / 400 Posteriors
- Small*: 100 Sets / 800 Posteriors
- Medium*: 200 Sets / 1600 Posteriors
- Large*: 300 Sets / 2400 Posteriors

Available in VITA classical A1–D4® and VITA SYSTEM 3D-MASTER® shades.**

*) Note: You will receive the most frequently used moulds and shades with the packaged tooth storage. We are also happy to put together storage systems according to your individual specifications.

**) see available shades

› SYSTEM COMPONENTS

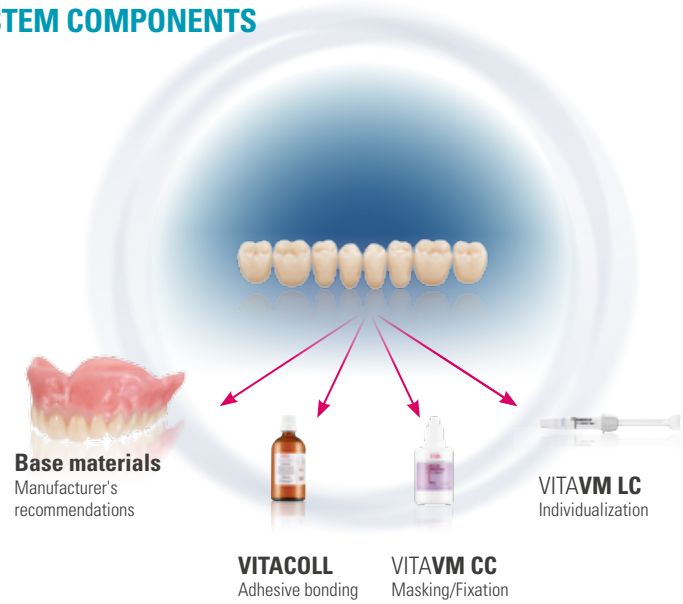

▶ **Additional information:** Chapter on accessories and components

PREMIUM
PROSTHETIC
natural shade effects
three-dimensional,
natural moulds

VITA PHYSIODENS®

ANTERIOR

For lifelike dentures with intricate mould design.

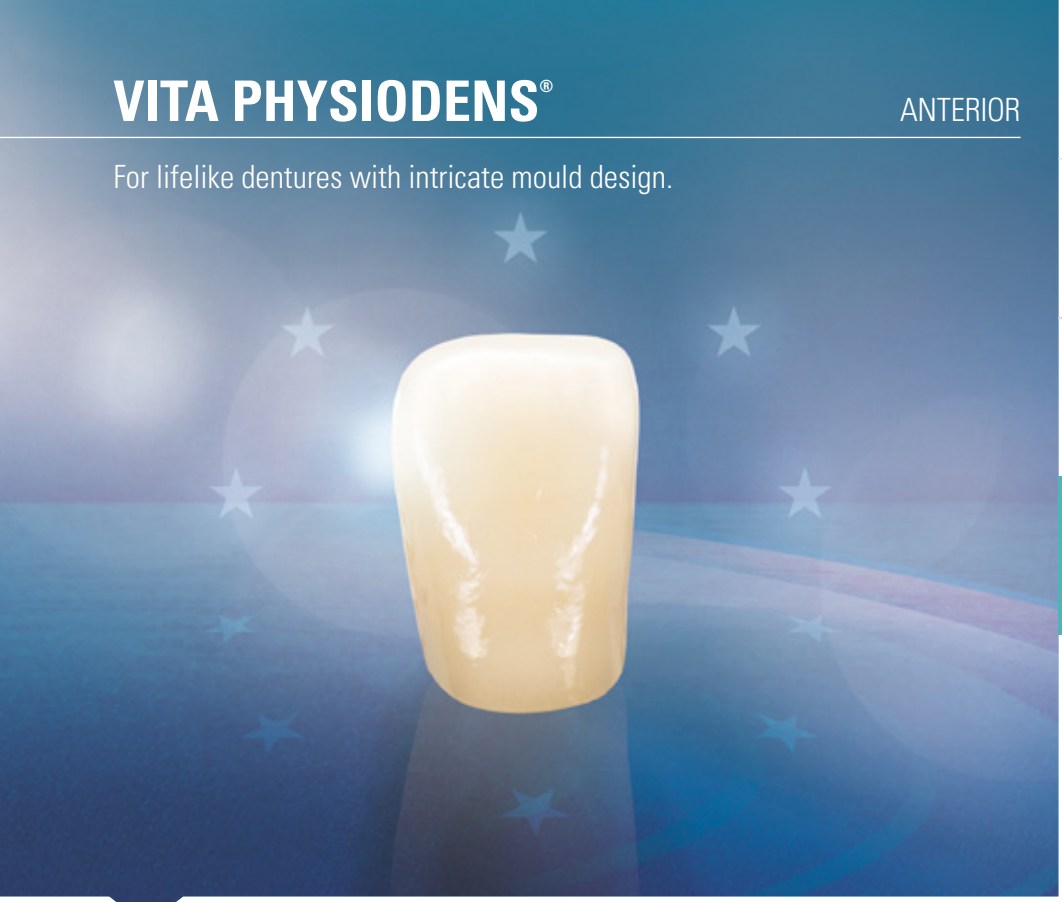

FACTS & FEATURES

What?
- lifelike three-dimensional premium anterior teeth made of MRP composite

Benefits?
- **simple reproduction of the natural esthetics**
  due to intricate, lifelike moulds for good integration into the remaining dentition
- **good shade integration with natural remaining dentition**
  thanks to excellent shade accuracy to the shade guide
- **reliable masking of tertiary structures**
  due to the high (basal) tooth volume
- **natural shade effect**
  thanks to integrated 3D shade gradient, surface texture and good light transmission
- **excellent durability**
  thanks to high load capacity and abrasion stability

What for?
- best solution for partial and hybrid dentures

› more product data

VITA PHYSIODENS®

BASIC INFORMATION

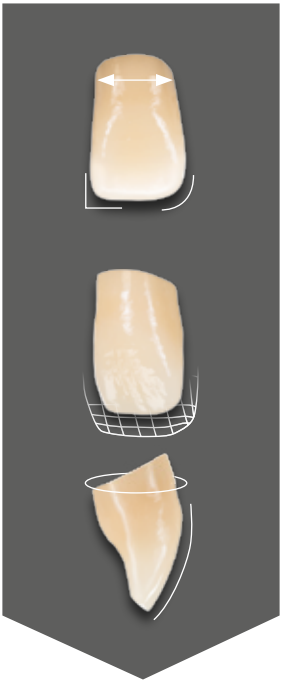

Characteristics

Mould

- natural three-dimensional tooth geometry for good integration in the remaining dentition
- lifelike, distinctive incisal characteristics and natural labial curvature
- broad tooth neck for ideal interdental space / papilla modeling
- high (basal) volume for masking of tertiary structures

Special features

- excellent chromaticity for good masking of tertiary structures
- elaborate surface texture for natural play of light
- 3D-layered structure for natural shade gradient

Recommended indications

Best prosthetic solution for:

- partial dentures
- skeletal frameworks, attachment and bar constructions
- Telescopic dentures

Occlusal/setup concept

Especially suited for:
BLP (BIO-Logical Prosthetic) according to Dr. E. End

Available shades

- **28 x VITA SYSTEM 3D-MASTER® shades**
  0M1, 0M3, 1M1–5M3
- **15 x VITA classical A1–D4® shades**
  A1–D4 (without B1)

Available moulds/sets

- 21 x upper anterior tooth moulds (divided into four mould groups)
- 8 x lower anterior tooth moulds

OVERVIEW OF MOULDS

Upper Anteriors

ovoid	O1S* 10.8 / 7.6	O2L 11.5 / 8.4	O3M 10.8 / 8.6	O4L 12.7 / 9.0	O5L 11.4 / 9.1	O6L 13.1 / 9.7	
triangular	T6S** 10.4 / 7.4	T2S* 10.1 / 8.3	T1S 10.2 / 8.7	T3M 11.7 / 8.4	T4M* 11.3 / 8.8	T5M 11.1 / 8.8	T6L 12.4 / 8.9
	T7M 11.6 / 8.8	T8L* 11.6 / 9.2	T9L 13.1 / 9.4				
rectangular	X1M* 11.0 / 8.8	X2L 11.6 / 8.7	X3L 11.8 / 9.0				
square	Z1S 9.8 / 8.1	Z2S 10.1 / 8.7					

Lower Anteriors

L1S* 8.8 / 4.9	L2M* 10.4 / 5.2	L3M* 10.5 / 5.2	L4M* 9.4 / 5.4	L5M* 10.4 / 5.5	L6L 11.4 / 5.8	L7L 10.4 / 5.5
L8L 13.0 / 6.3						

*) Bleached shade(s) 0M1 and 0M3 available exclusively for selected mould(s).
**) Mould(s) only available in VITA SYSTEM 3D-MASTER shade(s).

Further information: VITA Prosthetic Solutions mould chart

› more product data

VITA PHYSIODENS®

RECOMMENDED COMBINATIONS

Combinations according to indications

For partial and hybrid dentures

- VITA PHYSIODENS Anterior with VITA PHYSIODENS Posterior

VITA PHYSIODENS Anterior		VITA PHYSIODENS Posterior	
UJ / No. mm	LJ / No. mm	UJ / No. mm	LJ / No. mm
O1S 42.3	**L1S** 33.0	**21E** 30.5	**21E** 32.7
O2L 45.7	**L2M** 34.5	**22E** 32.9	**22E** 33.7
O3M 47.2	**L3M** 36.3	**23E** 33.5	**23E** 34.6
O4L 49.2	**L6L** 38.2	**24E** 34.8	**24E** 36.1
O5L 50.1	**L6L** 38.2	**24E** 34.8	**24E** 36.1
O6L 51.3	**L8L** 43.5	**25E** 36.7	**25E** 37.3
T6S 41.0	**L1S** 33.0	**21E** 30.5	**21E** 32.7
T2S 44.9	**L2M** 34.5	**21E** 30.5	**21E** 32.7
T1S 45.3	**L1S** 33.0	**20E** 29.4	**20E** 31.0
T3M 45.6	**L3M** 36.3	**22E** 32.9	**22E** 33.7
T4M 45.6	**L4M** 35.5	**22E** 32.9	**22E** 33.7

VITA PHYSIODENS Anterior		VITA PHYSIODENS Posterior	
UJ / No. mm	LJ / No. mm	UJ / No. mm	LJ / No. mm
T5M 46.2	**L3M** 36.3	**23E** 33.5	**23E** 34.6
T6L 47.3	**L5M** 37.0	**23E** 33.5	**23E** 34.6
T7M 47.5	**L7L** 38.2	**23E** 33.5	**23E** 34.6
T8L 49.0	**L5M** 37.0	**24E** 34.8	**24E** 36.1
T9L 49.6	**L6L** 38.2	**25E** 36.7	**25E** 37.3
X1M 46.3	**L3M** 36.3	**23E** 33.5	**23E** 34.6
X2L 46.2	**L4M** 35.5	**23E** 33.5	**23E** 34.6
X3L 47.8	**L5M** 37.0	**24E** 34.8	**24E** 36.1
Z1S 44.1	**L1S** 33.0	**21E** 30.5	**21E** 32.7
Z2S 47.5	**L5M** 37.0	**22E** 32.9	**22E** 33.7

upper jaw (UJ) / lower jaw (LJ)

The information contained in the combination table is only intended as a guide and can vary depending on the patient's individual situation.

› ASSORTMENTS AND STORAGE

VITA PHYSIODENS mould chart

Handy metal case with all moulds for tooth selection:

- VITA PHYSIODENS Anterior and Posterior

VITA PHYSIODENS tooth storage

Anterior:

- X-small*: 67 Sets / 402 Anteriors
- Small*: 134 Sets / 804 Anteriors
- Medium*: 268 Sets / 1608 Anteriors
- Large*: 400 Sets / 2400 Anteriors

Available in VITA classical A1–D4® and VITA SYSTEM 3D-MASTER® shades.**

*) Note: You will receive the most frequently used moulds and shades with the packaged tooth storage. We are also happy to put together storage systems according to your individual specifications.

**) see available shades

› SYSTEM COMPONENTS

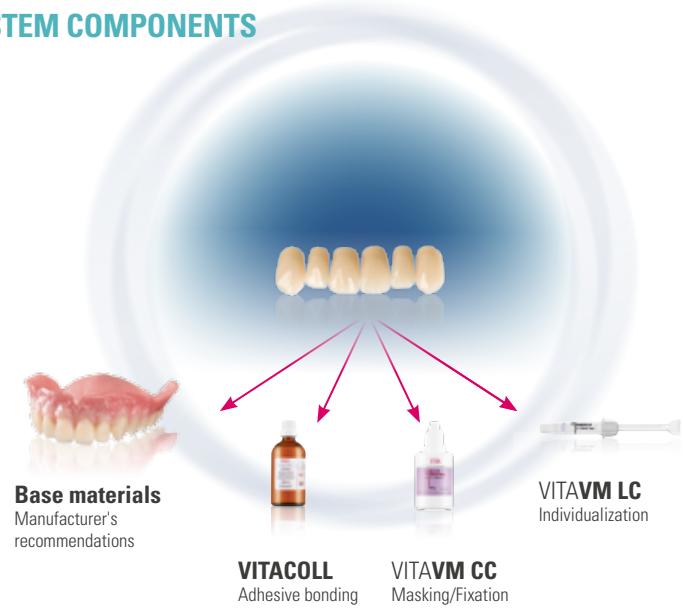

▶ **Additional information:** Chapter on accessories and components

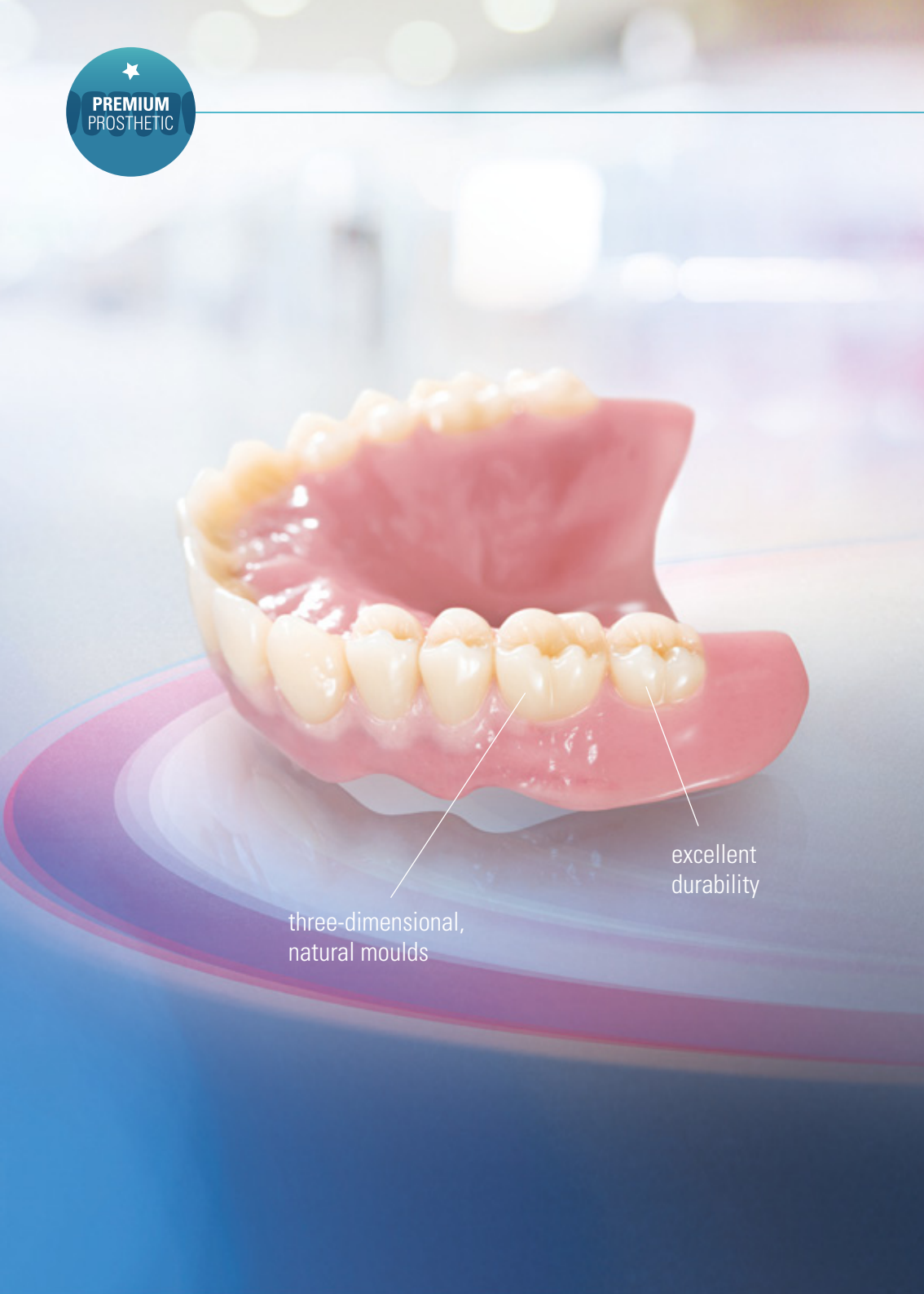
PREMIUM
PROSTHETIC
three-dimensional,
natural moulds
excellent
durability

VITA PHYSIODENS®

POSTERIOR

For the best reproduction of function due to natural morphology.

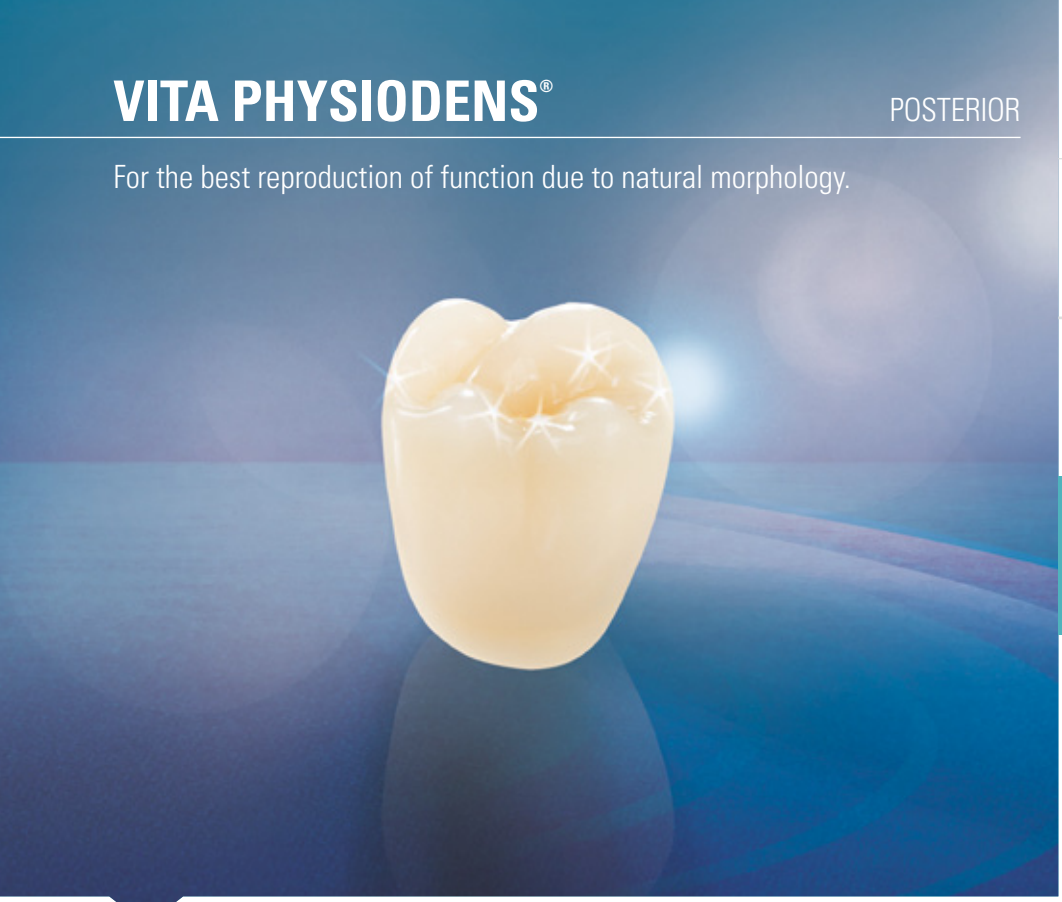

FACTS & FEATURES

What?
- natural, three-dimensional premium posterior teeth made of MRP composite

Benefits?
- **simple reproduction of the natural chewing function**
  thanks to natural, three-dimensional moulds with natural morphology
- **good shade reproduction with natural remaining dentition**
  thanks to excellent shade accuracy to the shade guide and broad shade selection
- **reliable masking of tertiary structures**
  thanks to high (basal) tooth volume
- **excellent durability**
  thanks to high load capacity and abrasion stability
- **efficient grinding and polishing**
  due to optimum material homogeneity and edge stability

What for?
- best solution for partial and hybrid dentures

› more product data

VITA PHYSIODENS®

BASIC INFORMATION

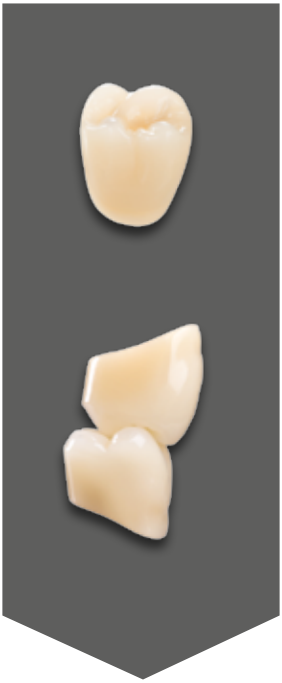

Characteristics

Mould

- three-dimensional tooth geometry based on natural tooth dimension
- occlusal surfaces/cusp relief according to the natural, fully anatomical template

Special features

- high (basal) volume
- Maxillary cusp angle: approx. > 30°

Recommended indications

Best prosthetic solution for:

- partial dentures
- model casting, attachment and bar constructions
- Telescope and cone constructions

Occlusal/setup concept

Especially suited for:
BLP (BIO-Logical Prosthetic) according to Dr. E. End

Available shades

- **27 x VITA SYSTEM 3D-MASTER® shades**
  0M3, 1M1–5M3
- **15 x VITA classical A1–D4® shades**
  A1–D4 (without B1)

Available moulds/sets

- 6 x upper posterior tooth moulds
- 6 x lower posterior tooth moulds

VITAPAN EXCELL
VITAPAN PLUS
VITAPAN LINGOFORM
VITA PHYSIODENS
VITA MFT
CAD / CAM TEETH
CAD / CAM MATERIALS
CAD / CAM COMPONENTS
› more product data

VITA PHYSIODENS®

OVERVIEW OF MOULDS

Posteriors

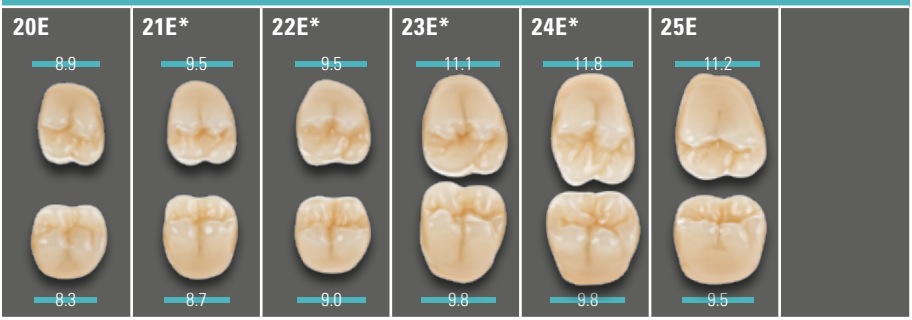

*) Bleached shade 0M3 available exclusively for selected mould(s).

RECOMMENDED COMBINATIONS

Combinations according to indications:

For partial and hybrid dentures

- VITA PHYSIODENS Posterior with VITA PHYSIODENS Anterior
- See combination table for VITA PHYSIODENS Anterior

ASSORTMENTS AND STORAGE

VITA PHYSIODENS mould chart

Handy metal case with all moulds for tooth selection:

- VITA PHYSIODENS Anterior and Posterior

VITA PHYSIODENS tooth storage

Posterior:

- X-small*: 50 Sets / 400 Posteriors
- Small*: 100 Sets / 800 Posteriors
- Medium*: 200 Sets / 1600 Posteriors
- Large*: 300 Sets / 2400 Posteriors

Available in VITA classical A1–D4® and VITA SYSTEM 3D-MASTER® shades.**

*) Note: You will receive the most frequently used moulds and shades with the packaged tooth storage. We are also happy to put together storage systems according to your individual specifications.

**) see available shades

SYSTEM COMPONENTS

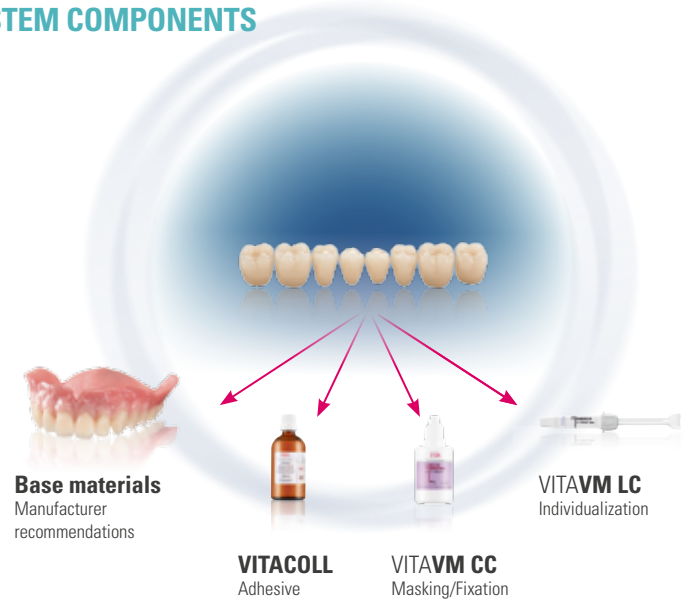

▶ **Additional information:** Chapter on accessories and components

COST EFFICIENT, SOLID STANDARD PROSTHETIC.

Solid standard dentures at fair prices

VITA STANDARD PROSTHETIC offers you HC-polymer teeth for the economical fabrication of solid, standard provisions for full and partial dentures at a fair price.

› OVERVIEW OF TOOTH LINES

Recommended anterior / posterior combinations

For solid, standard dentures with ideal cost efficiency.

For all concepts of occlusion thanks to multifunctional occlusal surface design.

› more product data

STANDARD
PROSTHETIC

VITA MFT®

ANTERIOR

For solid, standard dentures with the best cost efficiency.

FACTS & FEATURES

What?
- Anterior teeth for the standard prosthetic made of HC polymer material

Benefits?
- **simple reconstruction of a harmonious smile**
  thanks to a versatile, universal tooth geometry
- **natural shade effect**
  thanks to integrated 3D shade gradient, good light transmission and surface texture
- **good processability**
  due to optimum material homogeneity and edge stability

What for?
- for solid standard provisions with full/partial dentures

› more product data

VITA MFT®

BASIC INFORMATION



Characteristics

Mould

- universal tooth geometry and tooth neck contour for a natural appearance
- flat, naturally abraded incisal characteristics

Special features

- pronounced enamel portion for good light transmission
- nuance-rich surface texture for lifelike play of shade
- 3D-layered structure for natural shade gradient

Recommended indications

- solid standard solutions for full/partial dentures

Occlusal/setup concept

Suitable for all established concepts of lingual and balanced occlusion:

e.g. according to Gysi, according to Prof. A. Gerber, according to APF/TIF, according to ABC

Available shades

- **13 x VITA SYSTEM 3D-MASTER® shades**
  0M1, 0M3, 1M1–5M3
- **4 x VITA classical A1–D4® shades**
  A1–D4 (without B1)

Available moulds/setup

- 12 x upper anterior tooth moulds (divided into four mould groups)
- 5 x lower anterior tooth moulds

OVERVIEW OF MOULDS

Upper Anteriors

ovoid	O40 (10.0 / 7.5)	O44 (10.2 / 8.1)	O49 (11.8 / 9.0)				
triangular	T41 (9.4 / 7.5)	T43 (10.3 / 8.2)	T46 (10.2 / 8.5)	T49 (11.8 / 9.0)			
rectangular	R42 (9.3 / 7.9)	R45 (10.3 / 8.2)	R47 (11.0 / 8.5)				
square	S47 (10.8 / 8.9)	S50 (12.0 / 9.2)					

Lower Anteriors

L33 (9.0 / 4.8)	L34 (8.6 / 5.1)	L37 (9.8 / 5.5)	L37LN* (9.8 / 5.5)	L40 (10.5 / 6.1)		

*) L37 tooth geometry with longer tooth neck

Additional information: VITA Prosthetic Solutions mould chart

› more product data

VITA MFT®

RECOMMENDED COMBINATIONS

Combinations according to indications:

Solid standard solutions for full and partial dentures

- VITA MFT Anterior in combination with VITA MFT Posterior

VITA MFT Anterior		VITA MFT Posterior	
UJ / No. mm	LJ / No. mm	UJ / No mm	LJ / No. mm
O40 40.0	**L33** 32.6	**PU29** 28.8	**PL29** 29.6
O44 43.9	**L34** 34.0	**PU29** 28.8	**PL29** 29.6
O49 49.2	**L40** 39.5	**PU33** 33.0	**PL33** 33.6
T41 40.5	**L33** 32.6	**PU29** 28.8	**PL29** 29.6
T43 43.3	**L34** 34.0	**PU31** 30.6	**PL31** 31.1
T46 46.1	**L37** 36.8	**PU31** 30.6	**PL31** 31.1
T49 48.8	**L40** 39.5	**PU33** 33.0	**PL33** 33.6
R42 42.1	**L34** 34.0	**PU29** 28.8	**PL29** 29.6
R45 44.5	**L37** 36.8	**PU31** 30.6	**PL31** 31.1
R47 46.6	**L37** 36.8	**PU33** 33.0	**PL33** 33.6

VITA MFT Anterior		VITA MFT Posterior	
UJ / No. mm	LJ / No. mm	UJ / No mm	LJ / No. mm
S47 46.8	**L40** 39.5	**PU33** 33.0	**PL33** 33.6
S50 49.7	**L40** 39.5	**PU33** 33.0	**PL33** 33.6

upper jaw (UJ) / lower jaw (LJ)

The information contained in the combination table is only intended as a guide and can vary depending on the patient's individual situation.

› ASSORTMENTS AND STORAGE

VITA MFT mould chart

Handy metal case with all moulds for tooth selection:

- VITA MFT Anterior

VITA MFT tooth storage

2S storage:

- 72 sets / 432 Anteriors*
- 48 sets / 384 Posteriors*

Available in VITA classical A1–D4® and VITA SYSTEM 3D-MASTER® shades**

*) Note: You will receive the most frequently used moulds and shades with the packaged tooth storage. We are also happy to put together storage systems according to your individual specifications.

**) see available shades

› SYSTEM COMPONENTS

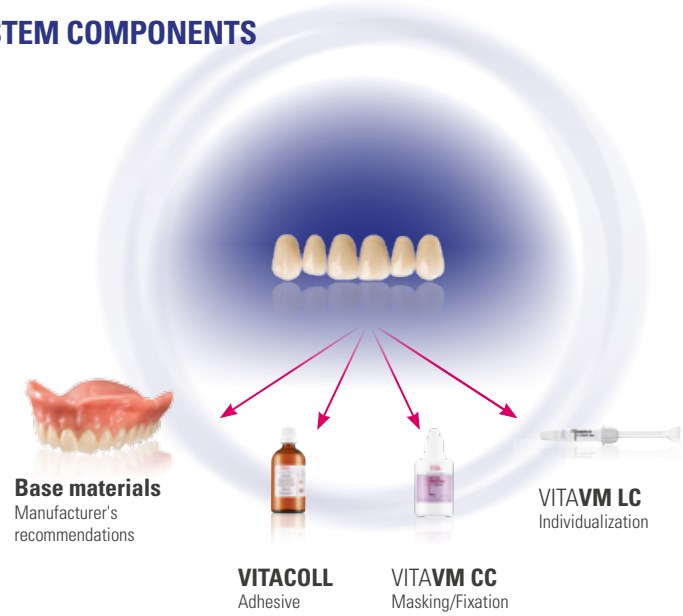

▶ **Additional information:** Chapter on accessories and components

STANDARD
PROSTHETIC
multifunctional
occlusal surface
design
precisely defined
centric

VITA MFT®

POSTERIOR

For all concepts of occlusion thanks to multifunctional occlusal surface design.

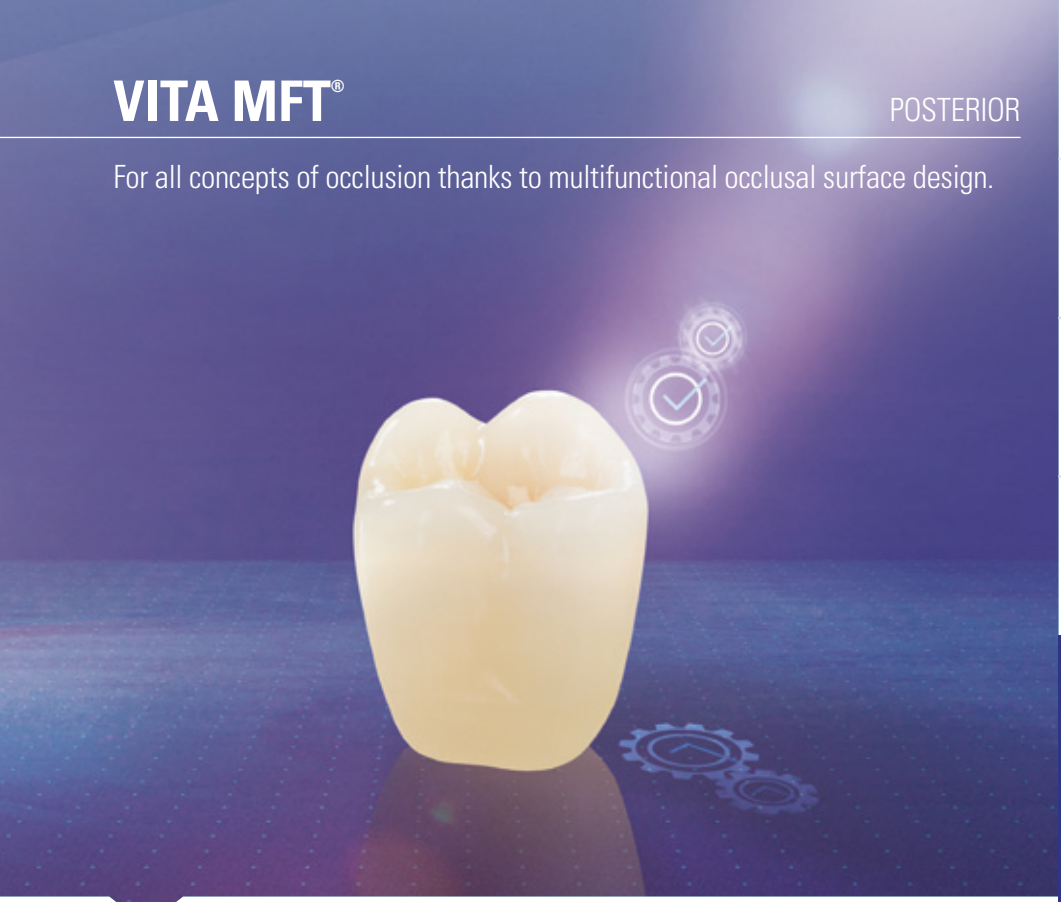

FACTS & FEATURES

What?
- Posterior teeth with multifunctional occlusal surfaces made of HC polymer

Benefits?
- **simple setup**
  thanks to the occlusal surface design according to the cogwheel principle
- **can be universally and reliably used for all concepts of occlusion**
  thanks to the multifunctional occlusal surface design
- **time-saving setup**
  without extensive grinding thanks to precisely defined centric

What for?
- for solid standard provisions with full/partial dentures

› more product data

VITA MFT®

BASIC INFORMATION

Characteristics

Mould

- universal tooth geometry with natural lingobuccal width
- multifunctional occlusal surface design with defined centric contacts

Special features

- maxillary cusp angle: approx. 15° to 20°

Recommended indications

- solid standard provision for full/partial dentures

Occlusal/setup concept

Suitable for all established concepts of lingual and balanced occlusion:

e.g. according to Gysi, according to Prof. A. Gerber, according to APF/TIF, according to ABC

Especially suited for:
lingualized occlusal concepts

Available shades

- **13 x VITA SYSTEM 3D-MASTER® shades**
  0M1, 0M3, 1M1–5M1
- **4 x VITA classical A1–D4® shades**
  A1, A3, C3, D3

Available moulds/setup

- 3 x upper posterior tooth moulds
- 3 x lower posterior tooth moulds

› more product data

VITA MFT®

OVERVIEW OF MOULDS

Posteriors			
PU29 – PL29	PU31 – PL31	PU33 – PL33	

RECOMMENDED COMBINATIONS

Combinations according to indications:

For solid standard solutions

- VITA MFT Anterior in combination with VITA MFT Posterior
- See combination table for VITA MFT Anterior

› ASSORTMENTS AND STORAGE

VITA MFT mould chart
Handy metal case with all moulds for tooth selection:
- VITA MFT Posterior

VITA MFT tooth storage
2S stock:
- 72 sets / 432 Anteriors*
- 48 sets / 384 Posteriors*

Available in VITA classical A1–D4® and
VITA SYSTEM 3D-MASTER® shades**

*) Note: You will receive the most frequently used moulds and shades with the packaged tooth storage. We are also happy to put together storage systems according to your individual specifications.
**) see available shades

› SYSTEM COMPONENTS

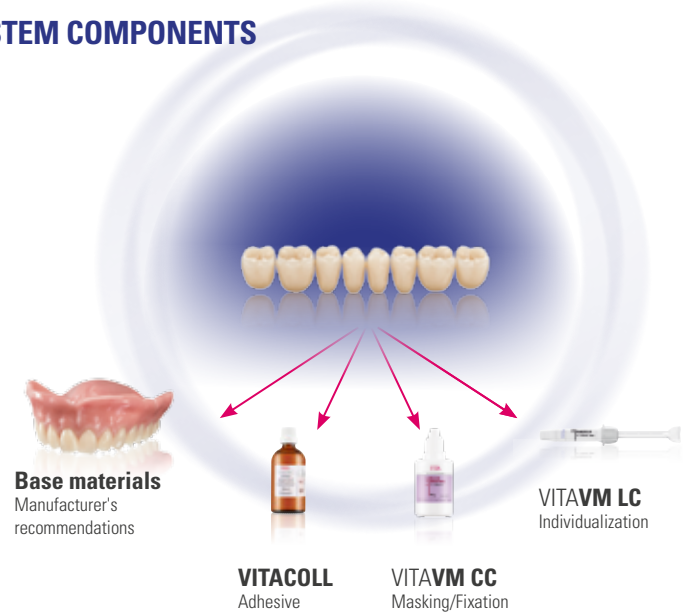

▶ **Additional information:** Chapter on accessories and components

EFFICIENT CAD/CAM PROSTHETIC FOR GREATER PRODUCTIVITY.

Increasing productivity with digital technology

VITA DIGITAL PROSTHETIC unifies innovation, efficiency and precision through custom-fit, coordinated material and CAD/CAM system solutions for full dentures.

› DIGITAL PROSTHETIC SOLUTIONS IN OVERVIEW

Tooth solutions for CAD/CAM.



Solutions for denture bases.

Solutions for bonding.

› more product data

DIGITAL
PROSTHETIC

VITAPAN® LINGOFORM DD FRAME

VITAPAN EXCELL® DD FRAME

VITA VIONIC® FRAME

CAD/CAM TEETH

For the efficient CAD/CAM fabrication of dentures with Ceramill® Motion 2



FACTS & FEATURES

What?
- **VITAPAN** EXCELL DD FRAME
- **VITAPAN** LINGOFORM DD FRAME

Benefits?
- **simple, digital reconstruction of function**
  individual design with appropriate concept of occlusion and skeletal class selectable
- **efficient full denture fabrication**
  through basal tooth modification by push-button based on the CAD denture design
- **process-secure, fully digital CAD/CAM fabrication**
  thanks to a coordinated material system incl. bonding solution

What for?
- for the fully digital fabrication of dentures using the VITA VIONIC system solution

› more product data

VITA VIONIC® FRAME

› BASIC INFORMATION



Characteristics

DD FRAME for Ceramill D-set holder system

- used for CAD/CAM processing of denture teeth within a tooth frame
- enables a basal CAD/CAM tooth modification based on the CAD denture design

Recommended indications

Best prosthetic solution for:

- digital dentures

Occlusal/setup concept

CAD model analysis:

Analysis based on TIF with Ceramil D-flow software module

CAD denture setup:

VITA-specific coordinated design options enable

- the implementation of buccal, lingual occlusal concepts
- the incorporation of occlusal positions (normal/cross-bite)
- the incorporation of skeletal classes (I+II)

Available shades

- **6 x VITA classical A1–D4® shades**
  A1, A2, A3, A3.5, B3, D3

Available moulds/sets

VITAPAN EXCELL DD FRAME

- 9 x upper anterior tooth moulds*
- 4 x lower anterior tooth moulds*

VITAPAN LINGOFORM DD FRAME

- 4 x upper posterior tooth moulds*
- 4 x lower posterior tooth moulds*

*) Each upper/lower set has a special frame with embedded denture teeth.

OVERVIEW OF MOULDS

Upper Anteriors VITAPAN EXCELL® DD FRAME

ovoid	O43 (9.1 / 7.9)	O45 (9.7 / 8.4)	O49 (10.9 / 9.0)				
triangular	T44 (9.9 / 8.1)	T46 (10.4 / 8.2)	T48 (11.3 / 8.8)	T50 (11.6 / 9.2)			
rectangular	R45 (9.9 / 8.2)	R47 (11.2 / 8.6)					

Lower Anteriors VITAPAN EXCELL® DD FRAME

L33 (8.6 / 5.0)	L35 (9.0 / 5.2)	L37 (9.4 / 5.2)	L39 (9.8 / 5.9)			

Posteriors VITAPAN® LINGOFORM DD FRAME

21L (9.6 / 10.0)	22L (10.0 / 10.2)	23L (10.9 / 10.8)	24L (11.0 / 11.2)	

Further information: VITA Prosthetic Solutions mould chart

› more product data

VITA VIONIC® FRAME

RECOMMENDED COMBINATIONS

Combinations according to indications:

For digital VITA VIONIC dentures

- VITAPAN EXCELL DD FRAME in combination with VITAPAN LINGOFORM DD FRAME
- See combination table for VITAPAN EXCELL

SYSTEM COMPATIBILITY

- **CAD software:** Ceramill D-flow software module
- **CAM hardware:** Ceramill Motion 2 (5X) incl. Coolstream
- **Scanner:** Ceramill Map 300/400

SYSTEM COMPONENTS

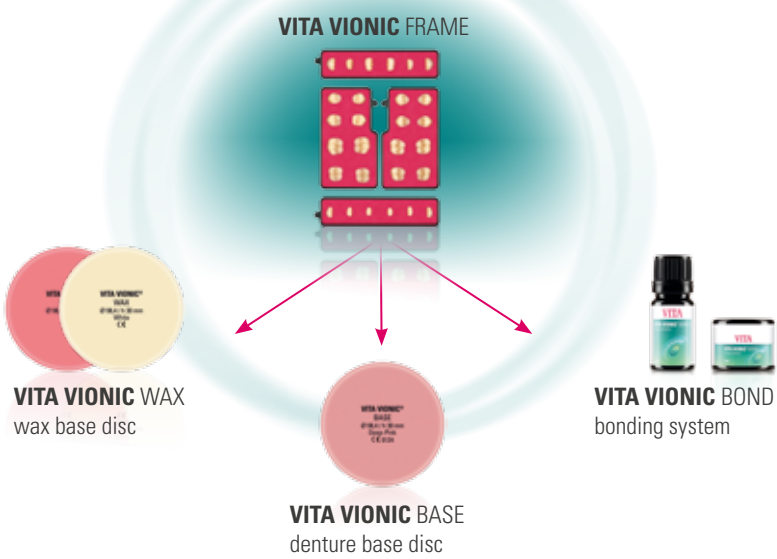

Additional information: Chapter on accessories and components

VITA VIONIC® WAX

For an efficient CAD/CAM wax setup

FACTS & FEATURES

What?
- Wax disc for the fabrication of wax setups

Benefits?
- **comfortable wax try-in**
  thanks to fabrication of complete CAD/CAM denture out of white wax
- **precise wax setup**
  thanks to precisely milled molds based on the digital construction
- **easy opportunity for correction**
  since the wax setup can be modified during the try-in

What for?
- for the wax setup and try-in

› more product data

VITA VIONIC® WAX

› BASIC INFORMATION



Characteristics

VITA VIONIC WAX

- are shape-stable, temperature-resistant synthetic-wax blanks

Recommended indications

Best prosthetic solution for:

- digital dentures

Available shades

- Pink
- White

Available geometries

- Ø 98.4 mm / H 30 mm

SYSTEM COMPATIBILITY

CAD technology partner for VITA Digital Prosthetic
- Amann Girrbach AG
- 3Shape AS

VITA VIONIC WAX **is available for the systems*:**
- Ceramill Motion 2 (Amann Girrbach AG)
- CORiTEC line (imes-icore GmbH)
- Roland DWX line (Roland DG)

*) Validated VITA system partner for the processing of selected VITA VIONIC components.

SYSTEM COMPONENTS

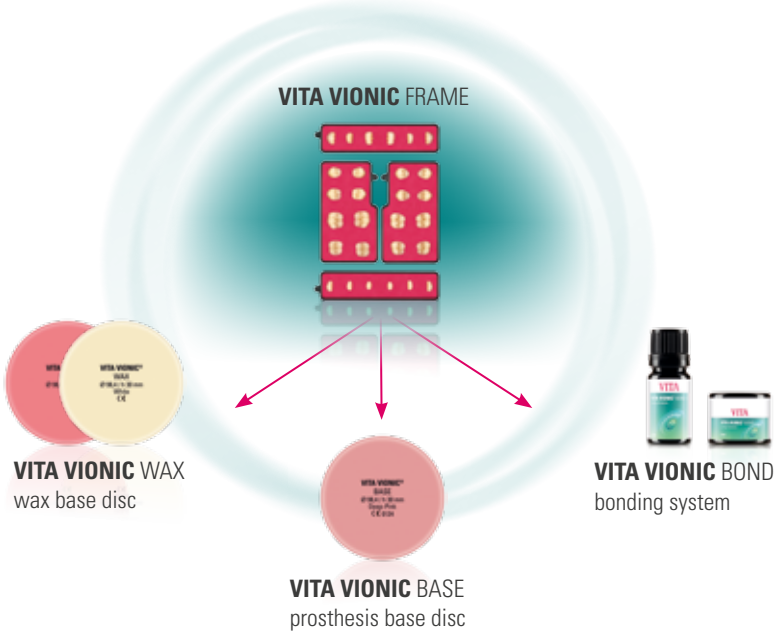

Additional information: Chapter on accessories and components

DIGITAL
PROSTHETIC

VITA VIONIC® BASE

For efficient CAD/CAM base fabrication

FACTS & FEATURES

What?
- PMMA disc for the fabrication of final denture bases

Benefits?
- **efficient base fabrication**
  thanks to CAD/CAM processing without manual flasking and molding
- **easily reproduced**
  since the system enables the reproduction of the base with a mouse click
- **excellent fit to the alveolar ridge**
  due to CAD/CAM technical fabrication of the base without a polymerization step

What for?
- for the CAD/CAM fabrication of the denture base

› more product data

VITA VIONIC® BASE

BASIC INFORMATION



Characteristics

VITA VIONIC BASE

- are highly crosslinked, industrially polymerized, monomer-free PMMA blanks
- are homogeneous material blanks with the best shape and shade stability

Recommended indications

Best prosthetic solution for:

- digital dentures

Available shades

- Orange-pink
- Deep-pink
- Light-pink

Available geometries

- Ø 98.4 mm / H 26 mm
- Ø 98.4 mm / H 30 mm



SYSTEM COMPATIBILITY

CAD technology partner for VITA Digital Prosthetic

- Amann Girrbach AG
- 3Shape AS

VITA VIONIC BASE **is available for the systems*:**

- Ceramill Motion 2 (Amann Girrbach AG)

*) Validated VITA system partner for the processing of selected VITA VIONIC components.

SYSTEM COMPONENTS

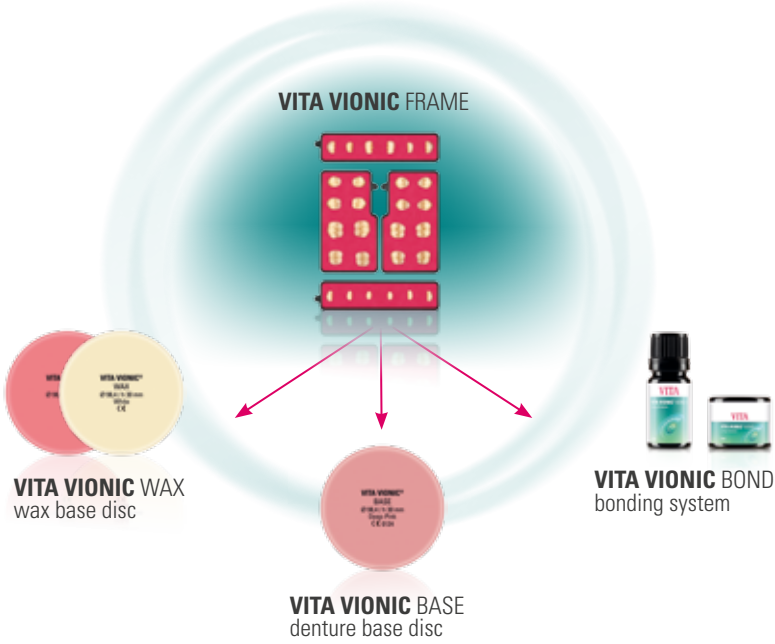

Additional information: Chapter on accessories and components

DIGITAL
PROSTHETIC

VITA VIONIC® BOND

For the secure bonding of VITA denture teeth to the VITA VIONIC Base

FACTS & FEATURES

What?
- Bonding solution for fixing denture teeth in VITA VIONIC Basis

Benefits?
- **efficient adhesive bonding of the denture teeth**
  without complex hot / cold polymerization processes
- **precise, seamless fixation of the teeth in the cavity**
  using a low-viscosity, self-curing bonding system
- **secure bond of denture teeth to the base**
  thanks to bonding solution tailored to the material

What for?
- for the final bonding of VITA teeth in a milled denture base

› more product data

VITA VIONIC® BOND

› BASIC INFORMATION

Characteristics

VITA VIONIC BOND

- is a MMA-based self-curing two-component bonding system
- has a low-viscosity consistency for precise application to the adhesive surface
- forms a reactive boundary layer on the adhesive surfaces for a secure bond

Recommended indications

Best solution for:

- digital VITA VIONIC dentures

Contents of the VITA VIONIC BOND Kit

- VITA VIONIC BOND I, jar, 2 ml
- VITA VIONIC BOND II, vial, 1 ml
- Microbrush, 3 pcs.

SYSTEM COMPONENTS

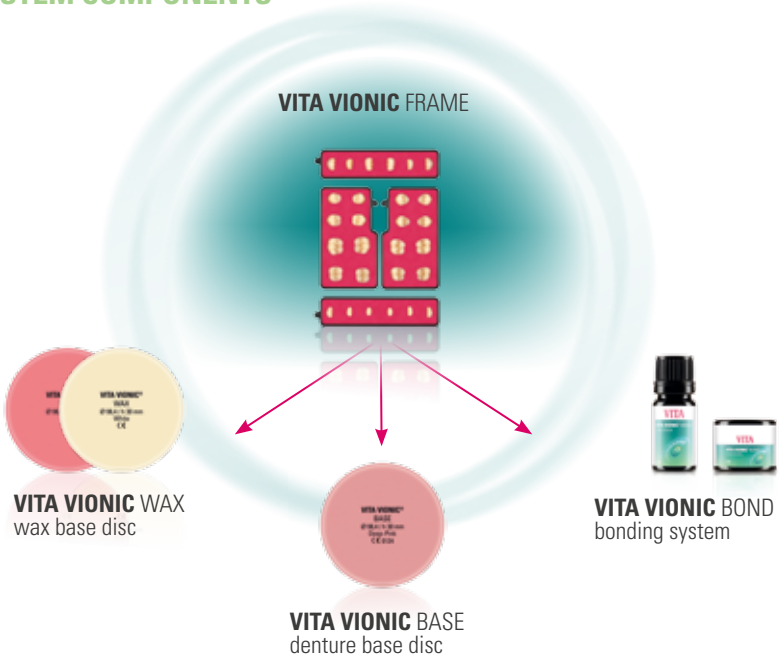

Additional information: Chapter on accessories and components

System components/accessories

BEST SOLUTIONS FOR CONVENTIONAL DENTURE FABRICATION

Molding/ model fabrication

- For situational/functional molding, use **appropriate impression trays (e.g. from VITA) and impression materials.**

Shade determination*

- For the shade determination of the remaining dentition, use **VITA Easyshade V** or a VITA shade guide.

Model analysis/ mould selection

- Use the VITA **mould chart** after the model analysis of the tooth shape(s) to select the appropriate VITA denture teeth.

Wax setup

- Use **appropriate wax and processing tools** for the wax setup and chewing simulation.

Bonding

- For a secure bond of VITA denture teeth to the base materials, use the **adhesive agent VITACOLL**.

Base fabrication

- Use the **cold/hot polymerisate recommended by VITA** for the fabrication of the base, e.g. using an injection or pressure-packing technique.

Finishing

- For the fabrication, use **suitable polishing instruments** and, for individualization, the **veneering composite VITA VM LC**.

*) Visual or technical shade determination only takes place if there is any remaining natural dentition.

› SYSTEM COMPONENTS
VITA PROSTHETIC SOLUTIONS

Base materials

Recommended hot/cold polymerisate for the fabrication of denture bases: ProBase (Ivoclar Vivadent), PalaXpress (Heraeus Kulzer) and FuturaGen (Schütz Dental).

VITACOLL®

Bonding agent for a secure bond of VITA denture teeth made of polymer/composite to the base materials. Recommended for hot polymerisate and mandatory for self-curing/cold polymerisate.

VITAFOL®H

Silicone insulation material for the protection of VITA denture teeth during devesting. This also keeps the interdental spaces clean and maintains the gingival contouring.

VITA**VM®LC**

Veneering composite for the individualization of VITA denture teeth for brilliant esthetic results. Available in two consistencies: paste and low viscosity (flow variants).

VITA**VM®CC**

Filler-free cold polymerisate for repairs, for masking of attachments in hybrid dentures and for fixing VITA denture teeth in skeletal framework.

› more information

System components/accessories

BEST SOLUTIONS FOR THE DIGITAL FABRICATION OF DENTURES

Scan / CAD design

- Benefit from the VITA-specific, **coordinated selection of occlusal concepts** during CAD design of the denture.

CAM wax base

- For the fabrication of the wax setup, use the **synthetic wax blanks VITA VIONIC** WAX.

CAM denture teeth

- For the CAM modification of **VITAPAN denture teeth**, use the DD FRAME solution.

Wax setup / try-in

- For the wax setup, position VITA denture teeth in the wax base or make a fully formatted wax setup.

CAM prosthetic base

- To fabricate final denture bases, use the **PMMA blanks VITA VIONIC** BASE.

Bonding / finishing

- For the final bonding of VITA teeth in the denture base, use the **bonding system VITA VIONIC** BOND.

SYSTEM COMPONENTS OF VITA DIGITAL PROSTHETIC

VITA VIONIC® WAX

Shape-stable, temperature-resistant synthetic wax disc for technical CAD/CAM production of wax setups.

VITA VIONIC® BASE

Highly crosslinked, industrially polymerized, monomer-free PMMA discs for the technical CAD/CAM production of final denture bases.

VITA VIONIC® BOND

MMA-based self-curing, two-component bonding system for the secure fixation of VITA denture teeth in milled, gingiva-colored VITA VIONIC denture bases.

NOTES

VITA PROSTHETIC SOLUTIONS – For the best dental prosthetics: natural, reliable, rich in variation.

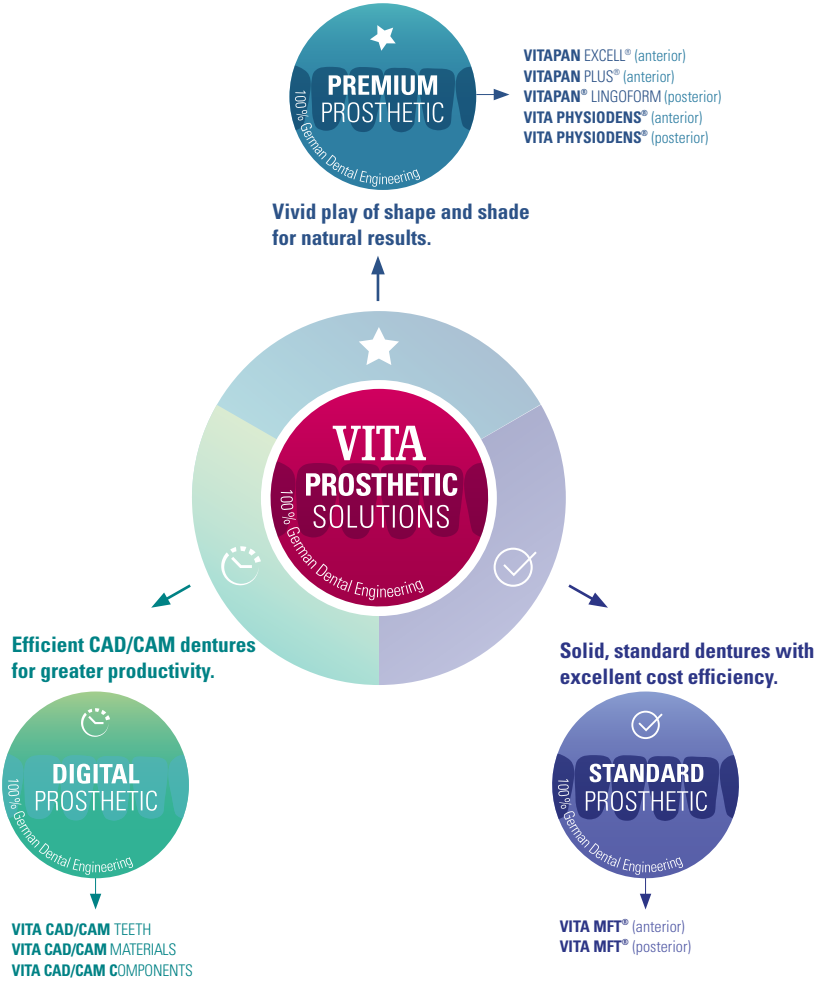

Are you searching for the best solutions for full, partial and implant-retained dentures?
With VITA PROSTHETIC SOLUTIONS, you can expect a very natural appearance, excellent durability and great variation in the fabrication of dentures. Since 1924, VITA has been combining German engineering skills with the practical knowledge of dental technology – "100 % German Dental Engineering" for reliable and practicable prosthetic solutions. The VITA specialists fabricate first-class denture teeth for you according to the highest quality standards, through both innovative processes and individual fabrication techniques. VITA offers you tailor-made solutions with coordinated components, from conventional to digital prosthetic. Our comprehensive portfolio allows you to find the right denture tooth for every case – from an esthetic, functional and economic viewpoint.

MRP composite

PREMIUM
PROSTHETIC
100 % German Dental Engineering

HC polymer

STANDARD
PROSTHETIC
100 % German Dental Engineering

DIGITAL
PROSTHETIC
100 % German Dental Engineering

Manufacturing high-end dentures
VITA PREMIUM PROSTHETIC offers you high-value MRP-composite teeth with naturally vivid shape and shade play for the best, highly esthetic full, partial and implant-retained dentures.

Solid standard prosthetic at fair prices
VITA STANDARD PROSTHETIC offers HC-polymer teeth for the economical fabrication of solid, standard provisions for full and partial dentures at a fair price.

Increasing productivity with digital technology
VITA DIGITAL PROSTHETIC unifies innovation, efficiency and precision due to custom-fit, coordinated material and CAD/CAM system solutions for full dentures.

We will be glad to help

› More information about the products and processing is available at
www.vita-zahnfabrik.com

Hotline Sales Support
Mr. Udo Wolfner and his team (Internal Sales Department) will be glad to assist you with orders or questions about the delivery, product data and marketing materials.

Phone +49 (0) 7761 / 56 28 84
Fax +49 (0) 7761 / 56 22 99
8:00 a.m. to 5 p.m. CET
E-mail: info@vita-zahnfabrik.com

Technical Hotline
If you have technical questions concerning VITA PROSTHETIC SOLUTIONS, you can contact our technical specialists Mr. Ralf Mehlin or Mr. Daniel Schneider.

Phone +49 (0) 7761 / 56 22 22
Fax +49 (0) 7761 / 56 24 46
8:00 a.m. to 5 p.m. CET
E-mail: info@vita-zahnfabrik.com

For more information on **VITA PROSTHETIC** SOLUTIONS,
see: www.vita-zahnfabrik.com/prosthetics

Please note: Our products must be used in accordance with the instructions for use. We accept no liability for any damage resulting from incorrect handling or usage. The user is furthermore obliged to check the product before use with regard to its suitability for the intended area of applications. We cannot accept any liability if the product is used in conjunction with materials and equipment from other manufacturers that are not compatible or not authorized for use with our product. Furthermore, our liability for the accuracy of this information is independent of the legal basis and, in as far as legally permissible, shall always be limited to the value as invoiced of the goods supplied, excluding value-added tax. In particular, as far as legally permissible, we do not assume any liability for loss of earnings, indirect damages, ensuing damages or for third-party claims against the purchaser. Claims for damages based on fault liability (culpa in contrahendo, breach of contract, unlawful acts, etc.) can only be made in the case of intent or gross negligence. The VITA Modulbox is not necessarily a component of the product. Date of issue of this information: 02.17

After the publication of these information for use any previous versions become obsolete.
The current version can be found at www.vita-zahnfabrik.com

VITA Zahnfabrik has been certified in accordance to the Medical Device Directive and the following products bear the CE mark CE 0124:

VITAPAN® product range, **VITA PHYSIODENS®**, **VITA MFT®**, **VITA VIONIC®** product range, **VITACOLL®**, **VITAFOL® H,** VITA**VM® LC** and VITA**VM® CC**

VITA

VITA Zahnfabrik H. Rauter GmbH & Co. KG
Spitalgasse 3 · D-79713 Bad Säckingen · Germany
Tel. +49(0)7761/562-0 · Fax +49(0)7761/562-299
Hotline: Tel. +49(0)7761/562-222 · Fax +49(0)7761/562-446
www.vita-zahnfabrik.com · info@vita-zahnfabrik.com
facebook.com/vita.zahnfabrik

10424E – 0217 (x)X - Version (01)