

Product information

Is VITA ENAMIC® indicated as a restorative material for patients with pathological chewing malfunction (e.g., bruxism)?

Table tops ("occlusal veneers") are mentioned in the overview of indications. This type of restoration replaces tooth substance that has been lost to chemical erosion or mechanical abrasion.

The currently available clinical data does not yet allow an indication for classic abrasion from bruxism.

Explanation of terms*

- **Erosion**

Erosion (lat. *erosio* = wearing away). Loss of tooth substance with an unclear border due to acid exposure (e.g., from drinks, bulimia) and/or abrasives in toothpastes.

- **Abrasion**

Abrasion (lat. *abrasio* = scratching off). Hard tooth substance loss due to friction, usually caused by unconscious teeth grinding (bruxism).

Demastication und **attrition**

Both phenomena are subtypes of **abrasion**.










- Demastication (lat. *masticare* = chew). Loss of hard tooth substance on the chewing surfaces that is caused by abrasive food during the chewing process.
- Attrition (lat. *attritio* = rubbing). Loss of hard tooth substance due to antagonist contact through mutual friction (e.g., during grinding and clenching).

- **Bruxism**

Bruxism (Gr. *brygmus* = teeth grinding). Parafunction (grinding, clenching) with unphysiological effects on the teeth, parodontal tissue, chewing muscles, and/or mandibular joints.

* Source: Scientific Opinion of the DGZMK, terminology list of the DGFDT and DGPro from September 1, 2005.

Overview of indications for VITA ENAMIC®

Anterior and posterior crowns on implant abutments			
Anterior and posterior crowns			
Inlays / onlays / partial crowns			
Table Tops*			
Veneers			

* Indicated for loss of hard tooth substance caused by erosion and demastication.