

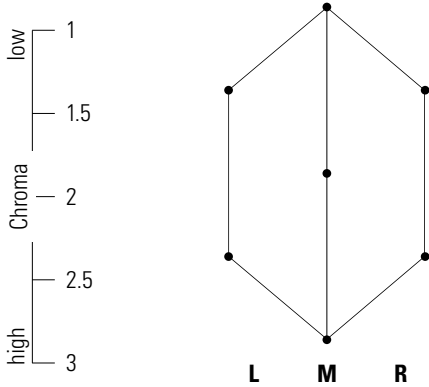
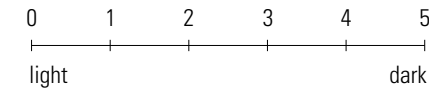
# Color Communication Form

Patient \_\_\_\_\_  
 Mr/Mrs/Ms: \_\_\_\_\_  
 Dental practice: \_\_\_\_\_  
 Shade determined by: \_\_\_\_\_  
 Date: \_\_\_\_\_

Additional documentation:

- photo
- anatomical model
- none

Lightness level (Value)



yellowish < Hue > reddish

Layering technique:

- youthful
- normal
- abraded

Surface luster:

- glossy
- matte

Incisal edge:

- whitish
- bluish
- greyish

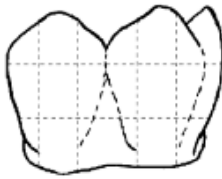
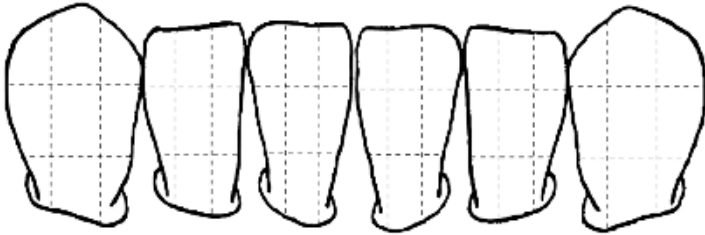
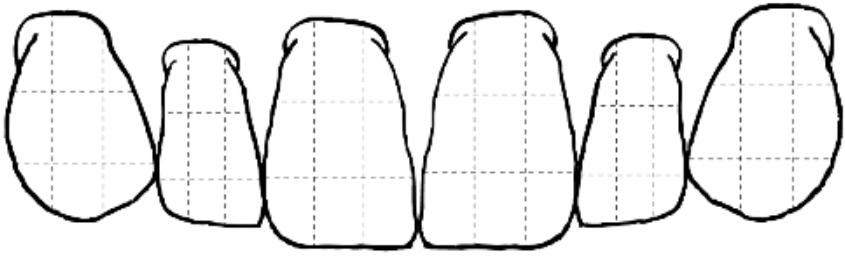
Tooth color: \_\_\_\_\_ Anteriors: \_\_\_\_\_ Canines: \_\_\_\_\_ Posteriors: \_\_\_\_\_

Remarks: \_\_\_\_\_  
 \_\_\_\_\_  
 \_\_\_\_\_

- Consultation
- See reverse

VITA – perfect match.

**VITA**



17 16 15 14 | 24 25 26 27  
 47 46 45 44 | 34 35 36 37



13 12 11 | 21 22 23  
 43 42 41 | 31 32 33

Anterior design     individual     regular     as in anatomical model

Mamelons    Enamel cracks    Secondary dentine    Colored occlusal surfaces/fissures

yes

yes

yes

yes

no

no

no

no

**VITA**