

VITA AKZENT® Plus FLUOGLAZE LT SPRAY

Quickstart Working Instructions



CTE-independent, highly fluorescent glaze spray

VITA – perfect match.

VITA

VITA AKZENT® Plus FLUOGLAZE LT SPRAY – FACTS & FEATURES

VITA AKZENT Plus FLUOGLAZE LT SPRAY is:

- a CTE-independent, highly fluorescent glaze spray for all standard veneering ceramics, monolithic zirconia, silicate or feldspar ceramics
- suitable for achieving a natural fluorescence, particularly for monolithic full-ceramic restorations without auto-fluorescence
- suitable for sealing the ceramic surface

When using VITA AKZENT Plus FLUOGLAZE LT SPRAY, you will benefit from:

- enhanced simple fluorescence
- fast and reliable glazing
- highly esthetic results through natural fluorescence

SYSTEM COMPONENTS



VITA AKZENT® Plus FLUOGLAZE LT SPRAY

Using VITA AKZENT Plus FLUOGLAZE LT SPRAY



✓ VITA AKZENT Plus FLUOGLAZE LT SPRAY order:

- Clean the restoration
- Shake spray can well immediately before use
- Hold the spray head approx. 10 cm away from the surface to be sprayed.
- Spray from all sides to apply a uniform layer
- Place the restoration on a firing tray for stains firing and glaze firing and fire according to the firing parameters



> Optimal layer thickness



> Not enough applied



> Too much applied


! Please note:

- If the gloss is insufficient, the process can be repeated


1 Creation of natural fluorescence

2 Example of a natural crown and monolithic zirconia front tooth crowns


natural crowns




monolithic
zirconia crowns



> no auto-
fluorescence




> fluorescence
too weak



> streaky due to
use of paste

with competitor's fluorescent a



agent



> fluorescence too high



with VITA AKZENT **Plus FLUOGLAZE LT**



**Perfectly matched and homogeneously
applied fluorescent and glaze agent**

> VITA AKZENT **Plus FLUOGLAZE LT**

VITA AKZENT® Plus – Product portfolio

VITA AKZENT Plus EFFECT STAINS

- highly chromatic and opaque stains
- to reproduce individual shades and to adapt the shade to the characteristics of a natural shade
- when applied thickly, they cover the underlying base shade completely

VITA AKZENT Plus BODY STAINS

- translucent finishing materials that have the effect of a thin color filter on the base material
- for color changes and color shifts towards reddish, yellowish, orange, brownish or gray-greenish

VITA AKZENT Plus CHROMA STAINS

- glazing stains for modifying the chromaticity of the base material within a shade group

VITA AKZENT Plus GLAZE

- Glaze material for a brilliant, glass-like, homogeneous and dense surface after firing.

VITA AKZENT Plus GLAZE LT

- LT = Low Temperature: low-melting glaze material for ceramics with firing temperatures below 800°C

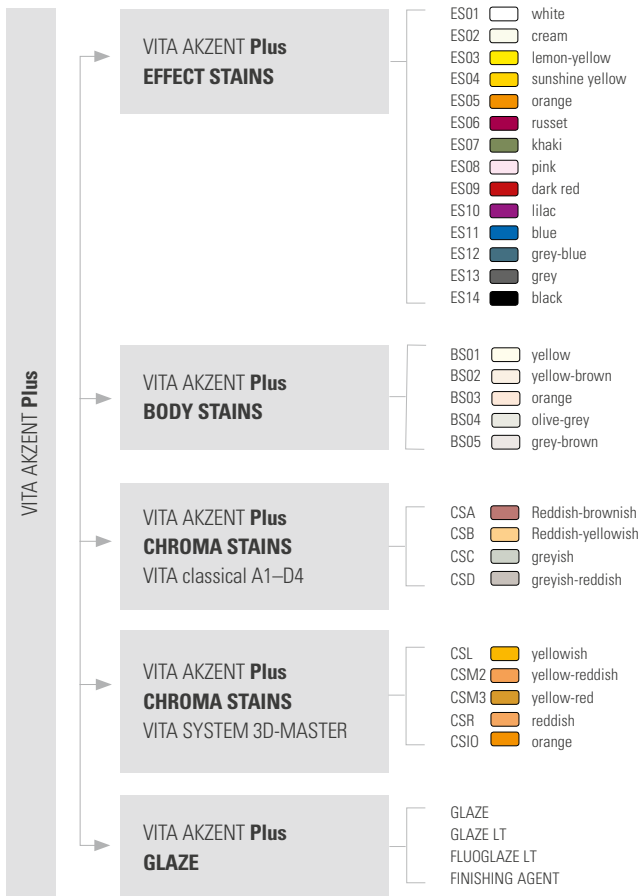
VITA AKZENT Plus FLUOGLAZE LT

- CTE-independent, highly fluorescent glaze spray to achieve natural fluorescence

VITA AKZENT Plus Finishing Agent

- for a natural surface texture with a matte finish

VITA AKZENT® Plus – Available shades





TECHNICAL HOTLINE

Questions about VITA product solutions? The **experienced dental technicians and technical consultants Ralf Mehlin (DT) and Daniel Schneider (DT)** can answer your questions:

- ▶ **Phone +49(0) 7761 / 56 22 22**
- ▶ **Email info@vita-zahnfabrik.com**
- ▶ **8 a.m. to 5 p.m. CET**

Additional international contact information can be found

- ▶ at **www.vita-zahnfabrik.com/contacts**



ONLINE SUPPORT

Questions about processing and product solutions? You can find competent answers online in the form of **FAQs, videos and electronic tutorials**.

More detailed information can also be found in the comprehensive VITA AKZENT Plus Working Instructions.

- ▶ **www.vita-zahnfabrik.com**
- ▶ **www.facebook.com/vita.zahnfabrik**



VITA Zahnfabrik H. Rauter GmbH & Co.KG
Spitalgasse 3 · D-79713 Bad Säckingen · Germany
Tel. +49(0)7761/562-0 · Fax +49(0)7761/562-299
Hotline: Tel. +49(0)7761/562-222 · Fax +49(0)7761/562-446
www.vita-zahnfabrik.com · info@vita-zahnfabrik.com