

**VITAVM®**

The Concept



VITA shade determination

VITA shade communication

VITA shade reproduction

VITA shade control

VITA – perfect match.

**VITA**

The system of numerous possibilities

Available in VITA SYSTEM 3D-MASTER® and  
VITA classical A1–D4® shades.

VITAVM® The Art of Perfection



## The reproduction of teeth is more than just manual work.

The technician needs an eye for detail and the larger task as well. Successfully reproducing teeth requires freedom, creativity and flexibility to meet individual patient needs. We have developed VITA VM especially to meet these requirements.



VITAVM offers all you need for natural reproduction:

- a veneering concept for numerous indications - for metal-ceramic, all-ceramic and composite
- unlimited technical and creative options
- excellent processing characteristics
- minimized shrinkage behavior of the ceramic
- unlimited possibilities for individualization

G. L. Bernini "Apollo and Daphne"

# VITAVM® The System of Unlimited Possibilities

The indications of the veneering materials



## VITAVM.9\*

For veneering zirconia substructures with a CTE of approx. 10.5.  
For individualizing VITABLOCS and VITA PM 9 press ceramic pellets

## VITAVM.11\*\*

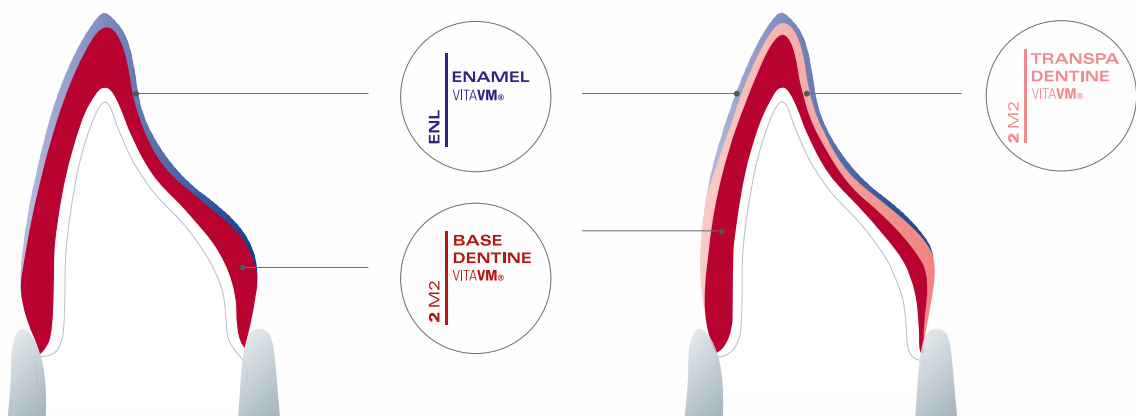
For individualizing restorations made of zirconia-reinforced lithium silicate ceramic (ZLS), especially for VITA SUPRINITY PC

## VITAVM.13\*

For veneering metal substructures made of conventional alloys with a CTE range of 13.8 – 15.2

The two-layer technique is a reliable procedure to reproduce perfect shade results in cases where limited space is available.

### VITAVM BUILD UP layering - ceramic



The combination of shade-bearing BASE DENTINE and translucent TRANSPA DENTINE materials creates an enhanced effect of depth in the restoration.

\* VITA VM BASIC and VITA VM BUILD UP layering for ceramic veneering materials

\*\* Individualization ceramic, for detailed information, see VITA SUPRINITY PC Working Instructions

## The indications of the veneering resins



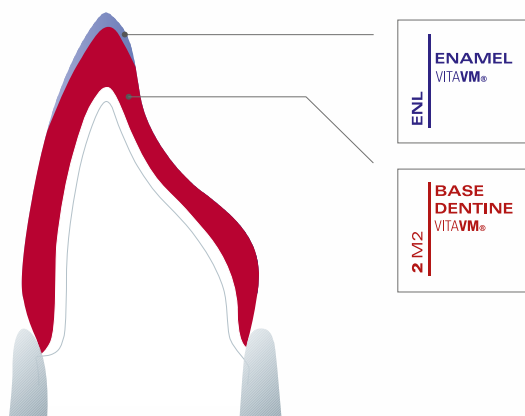
### VITAVM.LC & VITAVM.LC flow\*\*\*

Light-curing microparticle composite for fixed and removable restorations for extraoral use; for veneering metal and composite substructures, individualizing VITA CAD Temp, VITA ENAMIC and VITA acrylic teeth

### VITAVM.CC\*\*\*

Filler-free cold-curing resin for extraoral fabrication of temporary restorations, for bonding VITA acrylic teeth and for repairs

## VITA VM BASIC layering for resin



The BASIC layering is a reliable procedure to reproduce perfect shade results, especially in cases where limited space is available.

\*\*\* VITA VM BASIC layering for resin materials

VITAVM® The Secret of Natural Esthetics







"Each day we have the chance to restore the natural appearance of individuals and to make them happy again. VITAVM® includes all the materials I need to achieve this target." Ludger Schlütter

The correct interpretation and application of the visual parameters of a tooth is the basis for the success of any esthetic dental restoration.

Where transparency, translucency, opalescence, fluorescence or shade are concerned - the VITA VM concept was developed to ensure exact and reliable reproduction of these factors.

#### Opalescence

- The natural opalescence adds unique vividness to the tooth.
- This opalescence is very clearly visible in the incisal enamel area.
- The Effect Opal materials are particularly suitable to achieve truly natural opalescence.

#### Fluorescence

- Natural fluorescence comes from within the tooth
- Accordingly, it is necessary to penetrate deep into the tooth to reproduce its fluorescence
- The particularly distinctive fluorescence of the Effect Liner and Mamelon materials enables natural reproduction of this effect
- These materials are suitable to achieve a brighter underlying layer in cases of discolored tooth stumps

#### Transparency and translucency

- Transparency and translucency must not be interchanged with one another. They interact in a complex manner in the natural tooth
- Enamel, Effect Enamel and Neutral materials are available for natural reproduction of the translucency
- The Window material is transparent

VITAVM® The Development of Individual Esthetics



The esthetic appearance is always individual,  
and each indication is different.  
VITAVM® offers you maximum  
individuality and flexibility.





With the focus on individual esthetics, VITA VM excels with a comprehensive range of additional materials and provides

- all options for individual layering (Figs. 5,6,7,8)
- more luminosity through three new Sun Dentine materials (Figs. 4, 5)
- more light dynamics through five new heat-resistant Effect Opal materials (Figs. 2, 3, 5)
- professional solutions for each level (Figs. 1, 10, 12)

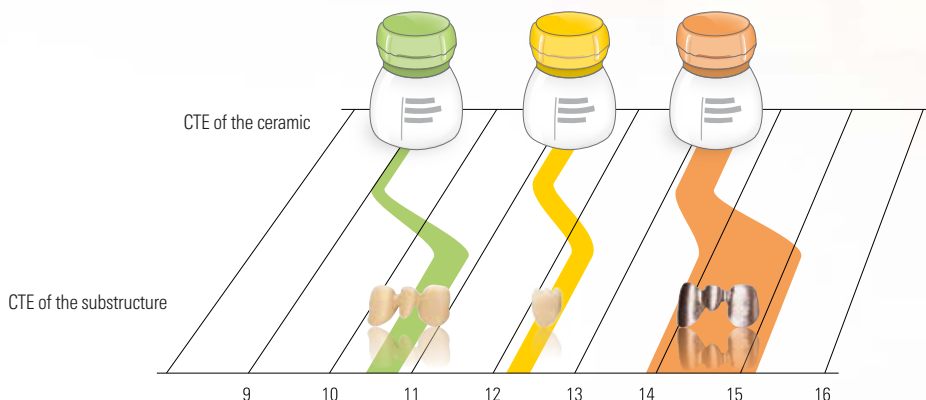
"VITAVM® makes our daily work much easier. All processes are completed according to the same principle. As a result, we can concentrate entirely on esthetics and the reproduction of the esthetic appearance." Luc and Patrick Rutten

Success is the result of a systematic approach. This principle characterizes the entire VITA VM concept:

- VITA VM is distinguished for its clear arrangement and unsurpassed reliability in application; all materials are clearly and logically structured and feature color coding
- The innovative fine-structure ceramics and composite materials exhibit excellent chemical and physical properties.
- To ensure perfect bonding, all ceramics have been matched with the CTE of the substructure material.
- All composite components have been perfectly matched with the indications and feature excellent shade stability and low plaque affinity

The designations of the VITA VM resin components - VM LC and VM CC are based on the type of curing (LC = Light Curing, CC = Cold Curing)

The designations of the VITA VM ceramic components are based on the CTE range of the veneering material.





VITA Zahnfabrik - Bad Sauerbrunn - Germany  
2 M2 TRANSPA DENTINE VITAMIN-B  
50g CE 0124 0

VITA Zahnfabrik - Bad Sauerbrunn - Germany  
2 M2 TRANSPA DENTINE VITAMIN-B  
50g CE 0124 0

VITA Zahnfabrik - Bad Sauerbrunn - Germany  
VITA ANODELLUNG LIQUID  
250 ml

2 M2 BASE DENTINE VITAMIN-LC

VITA Zahnfabrik - Bad Sauerbrunn - Germany  
2 M2 TRANSPA DENTINE VITAMIN-B  
50g CE 0124 0

VITAVM® Material with Superior Comfort

"A good material is the core of each restoration.  
It is one of the most essential tools for the  
dental technician and adds form and function  
to creativity." Renato Carretti

VITA ranks among the pioneers in the field of dental ceramics. The sum of our services and knowledge provides the basis for material-specific achievements and clinical success all over the world.

As a user, you can benefit from superior material and processing characteristics, such as:

- very good modelling, milling and polishing properties, especially in situ
- low shrinkage behavior
- high edge stability
- shade stability and abrasion resistance for composite

Patients will also feel the added comfort provided by VITA VM.  
All our research efforts are based on one objective:  
experiencing dental restorations with all senses.



























































Material	Stains	Available for				
		VM 9	VM 11*	VM 13	VMLC*	VM CC*
<b>OPAQUE</b> – base material to cover the metal substructure	OP0 – OP5, W0, OM1 – 5M3, A1 – D4			X	X	
<b>BASE DENTINE</b> – color-defining BASE DENTINE materials with excellent coverage	OM1 – 5M3 A1 – D4	X		X	X	X
<b>TRANSPA DENTINE</b> – translucent TRANSPA DENTINE materials to increase the effect of depth	OM1 – 5M3 A1 – D4	X	X	X		
<b>ENAMEL</b> – enamel materials (light, dark)	ENL END	X	X	X	X	X
<b>NEUTRAL</b> – universal translucent material	NEUTRAL	X	X	X	X	
<b>WINDOW</b> – transparent material (crystal-clear)	WINDOW	X	X	X	X	X
<b>COLOR OPAQUE</b> – shade-intensive opaque materials for characterization, especially in cases of thin walls	 CO1 orange CO2 brown CO3 purple			X	X	
<b>EFFECT LINER</b> – to control the fluorescence of ceramic restorations – universally suitable to support and intensify the base shade	 EL1 white EL2 beige EL3 brown EL4 yellow EL5 orange EL6 green-yellow	X		X	X	X
<b>CORRECTIVE</b> – with reduced firing temperature for corrections after glaze firing – corresponds to a translucent enamel material in three nuances	 COR1 neutral COR2 beige COR3 brown	X		X		
<b>CHROMA PLUS</b> – in cases of thin walls, they enhance the shade in an efficient manner – when applied thinly, they enhance the shade in the neck area	 CP1 ivory CP2 beige-yellow CP3 light brown-orange CP4 orange-brown CP5 green-brown	X		X	X	
<b>EFFECT CHROMA</b> – color-intensive modifier porcelains – to accentuate certain color areas in the tooth – for individual adjustment of the lightness value in the neck, dentine and enamel areas	 EC1 white EC2 sand-beige EC3 light yellow EC4 tender lemon yellow EC5 light orange EC6 orange EC7 pink EC8 beige-brown EC9 brown EC10 green-brown EC11 green-grey	X	X	X		

\* not all shades available

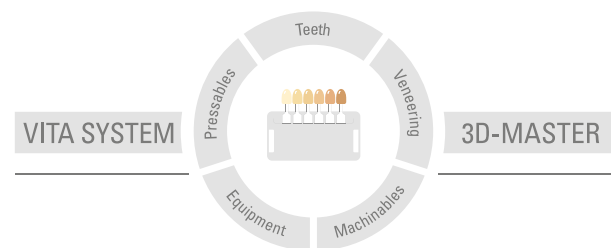


Material	Stains	Available for				
		VM 9	VM 11*	VM 13	VM LC*	VM CC*
<b>SUN DENTINE</b> – for a "sunnier" and warmer shade result – to be used in the dentine and body area	 SD1 light yellow  SD2 light orange  SD3 orange-red	x	x	x		
<b>SUN OPAQUE</b> – for mixing the respective opaque shades	 S01 yellowish  S02 orange  S03 reddish			x		
<b>MARGIN</b> – VM 9 MARGIN materials are recommended exclusively for minor corrections in the area of margins – VM 13 and VM 15 MARGIN materials are used to create an esthetic transition in the case of a labially shortened metal coping	 M1 white  M4 yellow  M5 amber  M7 light beige  M8 pastel-brown  M9 light orange	x		x		
<b>MAMELON</b> – highly fluorescent material which is mainly used in the incisal area – for shade characterization between DENTINE and ENAMEL	 MM1 beige  MM2 warm yellow-brown  MM3 tender orange	x	x	x		
<b>EFFECT PEARL</b> – only suitable for effects on the surface, not for layering in – perfectly suitable for bleached restorations	 EP1 nuance in pastel yellow  EP2 nuance in pastel orange  EP3 nuance in pastel rosé	x	x	x		
<b>EFFECT OPAL</b> – to create the opal effect in restorations of young and translucent teeth	 E01 neutral  E02 whitish  E03 bluish  E04 blue  E05 dark violet	x	x	x		
<b>EFFECT ENAMEL</b> – can be used for all enamel areas of the natural tooth – universally suitable translucent enamel effect materials – to achieve a natural effect of depth	 EE1 whitish  EE2 whitish-translucent  EE3 pink-translucent  EE4 yellowish  EE5 yellowish-translucent  EE6 reddish-translucent  EE7 orange-translucent  EE8 red-translucent  EE9 bluish-translucent  EE10 blue  EE11 grey  EE12 greyish-beige**	x	x	x	x	
<b>GINGIVA</b> – to restore the original gingival situation	 G1 dusky pink  G2 orange-pink  G3 pink  G4 brown-red  G5 black-red	x		x	x	
<b>GINGIVA OPAQUE</b> – to cover the substructure before the application of GINGIVA materials	 GOL light pink  GOD dark pink			x	x	
<b>PAINT</b> – low-viscous materials for shade effects and individual characteristics, such as calcification, enamel cracks and smoke stains – for individualizing VM LC OPAQUE PASTE	 PT1 white  PT3 yellow  PT5 light brown-orange  PT8 almond  PT9 green-brown  PT12 bordeaux  PT13 grey  PT15 maroon  PT17 blue  PT19 light brown				x	

\* not all shades available; \*\* only VM LC available

This product group is available in the VITA SYSTEM 3D-MASTER and VITA classical A1 – D4 shades. Shade compatibility with all VITA 3D-MASTER and VITA classical materials is ensured.

With the unique VITA SYSTEM 3D-MASTER, all natural tooth shades can be systematically determined and perfectly reproduced.



**Please note:** Our products must be used in accordance with the instructions for use. We accept no liability for any damage resulting from incorrect handling or usage. The user is furthermore obliged to check the product before use with regard to its suitability for the intended area of applications. We cannot accept any liability if the product is used in conjunction with materials and equipment from other manufacturers that are not compatible or not authorized for use with our product and this results in damage. The VITA Modulbox is not necessarily a component of the product. Date of issue of this information: 2023-11

After the publication of this information for use any previous versions become obsolete. The current version can be found at [www.vita-zahnfabrik.com](http://www.vita-zahnfabrik.com)

VITA Zahnfabrik has been certified and the following products bear the mark:

**CE 0124**

VITAVM<sup>®</sup>9 • VITAVM<sup>®</sup>11 • VITAVM<sup>®</sup>13 • VITAVM<sup>®</sup>LC • VITAVM<sup>®</sup>CC

The photos on pages 8 and 9 were provided with the kind support of ©Ulla Mlynarska (1), ©Claude Sieber (3,8,9,10,11) and ©Ludger Schlütter (12).



# VITA

 VITA Zahnfabrik H. Rauter GmbH & Co.KG  
Spitalgasse 3 · D-79713 Bad Säckingen · Germany  
Tel. +49(0)7761/562-0 · Fax +49(0)7761/562-299  
Hotline: Tel. +49(0)7761/562-222 · Fax +49(0)7761/562-446  
[www.vita-zahnfabrik.com](http://www.vita-zahnfabrik.com) · [info@vita-zahnfabrik.com](mailto:info@vita-zahnfabrik.com)  
 [facebook.com/vita.zahnfabrik](https://facebook.com/vita.zahnfabrik)