

Single furnace operation

Image	Firing units	Serial number	 VITA vPad excellence (DVPADXV1) serial number > 2820170051	 VITA vPad comfort (DVPADCV1) Serial number > 3020180051
	VITA VACUMAT 6000 M (DV6000Mxxx)	< 1320178853	✓ Connect vPad power injector cable (D63100) to VITA vPad excellence and to the upper network socket of the furnace.	✓ Connect vPad power injector cable (D63100) to VITA vPad comfort and to the upper network socket of the furnace.
	VITA VACUMAT 6000 MP (DV6000MPxxx)	< 1820172400		
	VITA ZYRCOMAT 6000 MS (DZY6000MSxxx)	< 2120170987		
	VITA VACUMAT 6000 M (DV6000Mxxx)	> 1320178854	✓ Connect VITA vPad excellence to the lower network socket of the furnace.	✓ Connect VITA vPad comfort to the lower network socket of the furnace.
	VITA VACUMAT 6000 MP (DV6000MPxxx)	> 1820172401		
	VITA ZYRCOMAT 6100 MS (DZY61000MSxxx)	> 3120190049	✓	✓
	VITA VACUMAT 6100 M (DV6100Mxxx)	> 3520240049		
	VITA SMART.FIRE (DSFxxx)	> 272022xxxx		
	VITA SMART.FIRE ADVANCED (DSFAxxx)	> 3420240049	✓	✗

Multiple furnace operation










(Devices manufactured before 2017 and after 2017 not combined)



VITA vPad excellence (DVPADXV1)
serial number > 2820170051



VITA vPad comfort (DVPADCV1)
serial number > 3020180051

Image	Firing units	Serial number	 VITA SWITCHBOX I (D47009)	 VITA SWITCHBOX II* (D65000)	 VITA SWITCHBOX I (D47009)	 VITA SWITCHBOX II* (D65000)
	VITA VACUMAT 6000 M (DV6000Mxxx)	< 1320178853	✓ Connect VITA vPad excellence to VITA SWITCHBOX I. Connect VITA SWITCHBOX I to the upper network socket of the furnace. Connect power injector cable (D63100) to VITA SWITCHBOX I.	✓ Connect VITA vPad excellence to VITA SWITCHBOX II. Connect VITA SWITCHBOX II to the upper network socket of the furnace. Connect power injector cable (D63100) to VITA SWITCHBOX II.	✗	✗
	VITA VACUMAT 6000 MP (DV6000MPxxx)	< 1820172400				
	VITA ZYRCOMAT 6000 MS (DZY6000MSxxx)	< 2120170987				
	VITA VACUMAT 6000 M (DV6000Mxxx)	> 1320178854	✓ Connect VITA vPad excellence to VITA SWITCHBOX I. Connect VITA SWITCHBOX I to the upper network socket of the furnace. Connect power injector cable (D63100) to VITA SWITCHBOX I.	✓ Connect VITA vPad excellence to VITA SWITCHBOX II. Connect VITA SWITCHBOX II to the lower network socket of the furnace.	✗	✗
	VITA VACUMAT 6000 MP (DV6000MPxxx)	> 1820172401				
	VITA VACUMAT 6000 M (DV6000Mxxx)	> 1320178854	✗	✓	✗	✗
	VITA VACUMAT 6000 MP (DV6000MPxxx)	> 1820172401				
	VITA ZYRCOMAT 6100 MS (DZY61000MSxxx)	> 3120190049				
	VITA VACUMAT 6100 M (DV6100Mxxx)	> 3520240049	✗	✓	✗	✗
	VITA ZYRCOMAT 6100 MS (DZY61000MSxxx)	> 3120190049				
	VITA ZYRCOMAT 6100 MS (DZY61000MSxxx)	> 3120190049	✗	✓	✗	✗
	VITA SMART.FIRE (DSFxxx)	> 272022xxxx				
	VITA SMART.FIRE ADVANCED (DSFAxxx)	> 3420240049				

* The device at port 1 always has to be switched on.

Mixed multi furnace operation

(Devices manufactured before and after 2017 combined)



VITA vPad excellence (DVPADCV1)
serial number > 2820170051



VITA vPad comfort (DVPADCV1)
serial number > 3020180051



VITA vPad excellence (DVPADCV1)
serial number > 2820170051



VITA vPad comfort (DVPADCV1)
serial number > 3020180051

Image	Firing units	Serial number	VITA SWITCHBOX I (D47009)	VITA SWITCHBOX II* (D65000)	VITA SWITCHBOX I (D47009)	VITA SWITCHBOX II* (D65000)	VITA SWITCHBOX I (D47009)	VITA SWITCHBOX II* (D65000)	VITA SWITCHBOX I (D47009)	VITA SWITCHBOX II* (D65000)
	VITA VACUMAT 6000 M (DV6000Mxxx)	< 1320178853	✓ Connect VITA vPad excellence to VITA SWITCHBOX I.	✓ Connect VITA vPad comfort to VITA SWITCHBOX II.	✓ Connect VITA vPad comfort to VITA SWITCHBOX I.	✓ Connect VITA vPad comfort to VITA SWITCHBOX II.	✓ Connect VITA vPad excellence to VITA SWITCHBOX I. Connect VITA SWITCHBOX I to the upper network socket of the furnace.	✓ Connect VITA vPad excellence to VITA SWITCHBOX II. Connect the upper network socket of the furnace to ports 2-4 of the VITA SWITCHBOX II.	✗	✗
	VITA VACUMAT 6000 MP (DV6000MPxxx)	< 1820172400								
	VITA ZYRCOMAT 6000 MS (DZY6000MSxxx)	< 2120170987	Connect VITA SWITCHBOX I to the upper network socket of the furnace.	Connect VITA SWITCHBOX II to the upper network socket of the furnace.	Connect VITA SWITCHBOX I to the upper network socket of the furnace.	Connect VITA SWITCHBOX II to the upper network socket of the furnace.	Connect power injector cable (D63100) to VITA SWITCHBOX I.	Connect the lower network socket of the furnace to port 1 of the VITA SWITCHBOX II.	✗	✗
	VITA VACUMAT 6000 M/MP (DV6000Mxxx/DV6000MPxxx)	> 1320178854 > 1820172401								
	VITA VACUMAT 6000 M (DV6000Mxxx)	< 1320178853	✗	✗	✗	✗	✗	✓ Connect VITA vPad excellence to VITA SWITCHBOX II. Connect the upper network socket of the furnace to ports 2-4 of the VITA SWITCHBOX II.	✗	✗
	VITA VACUMAT 6000 MP (DV6000MPxxx)	< 1820172400								
	VITA ZYRCOMAT 6000 MS (DZY6000MSxxx)	< 2120170987	✗	✗	✗	✗	✗	Connect the furnace to port 1 of the VITA SWITCHBOX II.	✗	✗
	VITA ZYRCOMAT 6100 MS (DZY61000MSxxx)	> 3120190049								
	VITA VACUMAT 6100 M (DV6100Mxxx)	> 3520240049	✗	✗	✗	✗	✗	Connect VITA vPad excellence to VITA SWITCHBOX II. Connect the upper network socket of the furnace to ports 2-4 of the VITA SWITCHBOX II.	✗	✗
	VITA ZYRCOMAT 6000 MS (DZY6000MSxxx)	< 2120170987								
	VITA SMART.FIRE (DSFxxx)	> 272022xxxx	✗	✗	✗	✗	✗	Connect the lower network socket of the furnace to port 1 of the VITA SWITCHBOX II.	✗	✗
	VITA ZYRCOMAT 6100 MS (DZY6100MSxxx)	> 3120190049								
	VITA SMART.FIRE ADVANCED (DSFAxxx)	> 3420240049	✗	✗	✗	✗	✗	Connect VITA vPad excellence to VITA SWITCHBOX II. Connect the upper network socket of the furnace to ports 2-4 of the VITA SWITCHBOX II. Connect the lower network socket of the furnace to port 1 of the VITA SWITCHBOX II.	✗	✗
	VITA ZYRCOMAT 6000 MS (DZY6000MSxxx)	< 2120170987								

* The device at port 1 always has to be switched on.